

# Monthly Treasury Statement

## **Receipts and Outlays of the United States Government**

For Fiscal Year 2024 Through November 30, 2023, and Other Periods





### Highlight

The scheduled Monthly Treasury Statement release dates for 2024 are listed on the back of this publication.

November has been a deficit month 69 times out of 70 fiscal years since there are generally no major tax due dates in this month.

## Contents

Summary.....	Page 5
Receipts.....	Page 10
Outlays.....	Page 11
Means of Financing.....	Page 25
Receipts/Outlays by Month.....	Page 35
Federal Trust Funds/ Securities.....	Page 37
Receipts by Source/Outlays by Function.....	Page 38
Explanatory Notes.....	Page 39

## Introduction

*The Monthly Treasury Statement of Receipts and Outlays of the United States Government (MTS)* is prepared by the Bureau of the Fiscal Service, Department of the Treasury and, after approval by the Fiscal Assistant Secretary of the Treasury, is normally released on the 8th workday of the month following the reporting month. The publication is based on data provided by Federal entities, disbursing officers, and Federal Reserve banks.

### AUDIENCE

The *MTS* is published to meet the needs of those responsible for or interested in the cash position of the Treasury, those who are responsible or interested in the Government's budget results; and individuals and businesses whose operations depend upon or are related to the Government's financial operations.

### DISCLOSURE STATEMENT

This statement summarizes the financial activities of the Federal Government and off-budget Federal entities conducted in accordance with the Budget of the U.S. Government, i.e., receipts and outlays of funds, the surplus or deficit, and the means of financing the deficit or disposing of the surplus. Information is presented on a modified cash basis; receipts are accounted for on the basis of collections; refunds of receipts are treated as deductions from gross receipts; revolving and management fund receipts, reimbursements and refunds of monies previously expended are treated as deductions from gross outlays; and interest on the public debt (public issues) is recognized on the accrual basis. Major information sources include accounting data reported by Federal entities, disbursing officers, and Federal Reserve banks.

### TRIAD OF PUBLICATIONS

The *MTS* is part of a triad of Treasury financial reports. The *Daily Treasury Statement* is published each working day of the Federal Government. It provides data on the cash and debt operations of the Treasury based upon reporting of the Treasury account balances by Federal Reserve banks. The *MTS* is a report of Government receipts and outlays, based on agency reporting. The *Combined Statement of Receipts, Outlays, and Balances of the United States Government* is the official publication of the detailed receipts and outlays of the Government. It is published annually in accordance with legislative mandates given to the Secretary of the Treasury.

### DATA SOURCES AND INFORMATION

The Explanatory Notes section of this publication provides information concerning the flow of data into the *MTS* and sources of information relevant to the *MTS*.

Figure 1. Receipts, Outlays, and Surplus/Deficit for November 2023

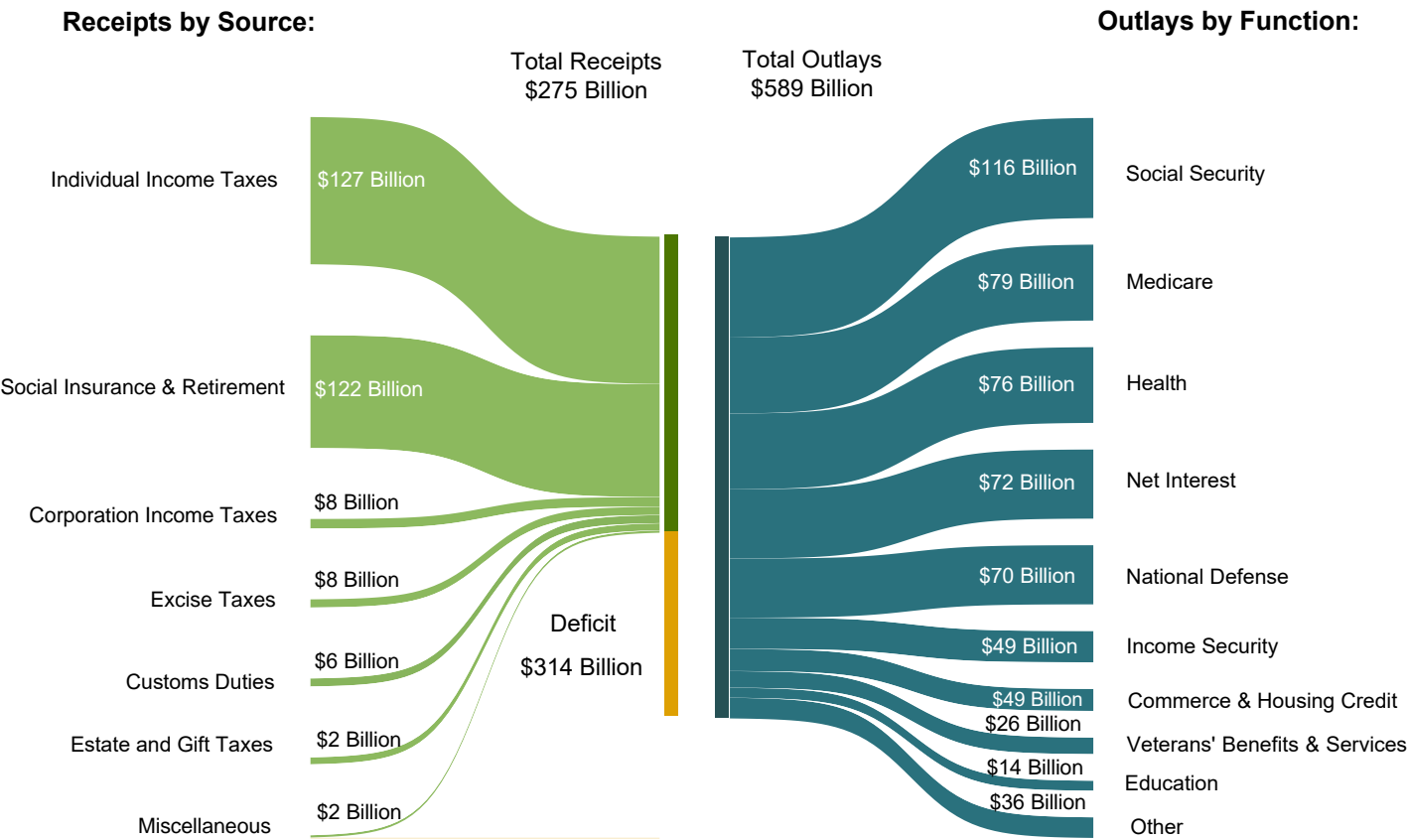
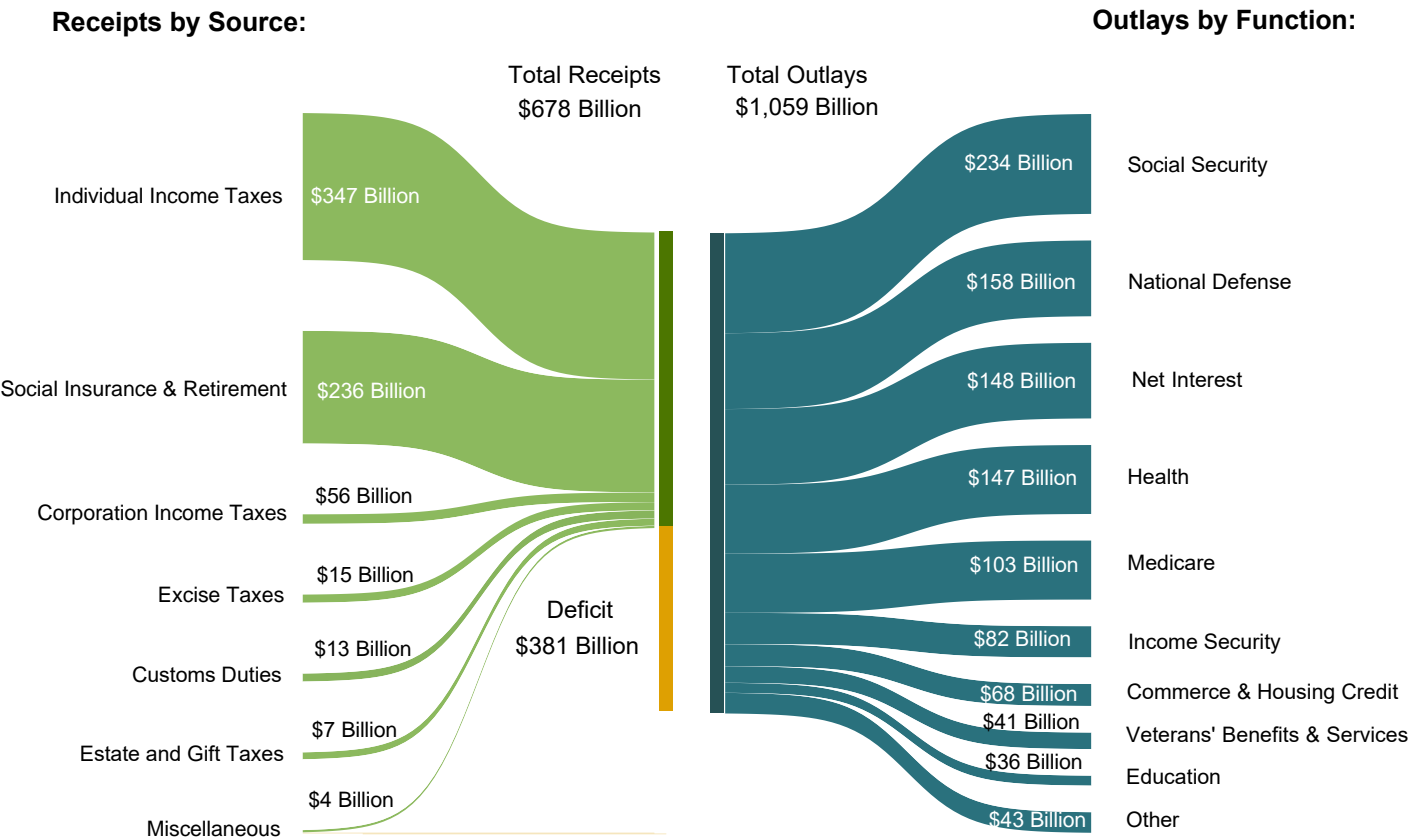


Figure 2. Cumulative Receipts, Outlays, and Surplus/Deficit through Fiscal Year 2024



**Table 1. Summary of Receipts, Outlays, and the Deficit/Surplus of the U.S. Government, Fiscal Years 2023 and 2024, by Month**

[\$ millions]			
Period	Receipts	Outlays	Deficit/Surplus (-)
<b>FY 2023</b>			
October	318,500	406,374	87,874
November	252,111	500,646	248,535
December	454,942	539,943	85,001
January	447,288	486,072	38,784
February	262,114	524,548	262,434
March	313,240	691,675	378,435
April	638,520	462,340	-176,181
May	307,487	547,835	240,348
June	418,317	646,085	227,768
July	276,161	496,943	220,782
August	283,130	193,875	-89,256
September	467,474	638,189	170,715
<b>Year-to-Date</b>	<b>4,439,285</b>	<b>6,134,525</b>	<b>1,695,240</b>
<b>FY 2024</b>			
October	403,434	469,997	66,564
November	274,830	588,842	314,012
<b>Year-to-Date</b>	<b>678,264</b>	<b>1,058,839</b>	<b>380,576</b>

Note: Details may not add to totals due to rounding.

**Table 2. Summary of Budget and Off-Budget Results and Financing of the U.S. Government, November 2023 and Other Periods**

[\$ millions]					
Classification	This Month	Current Fiscal Year to Date	Budget Estimates Full Fiscal Year <sup>1</sup>	Comparable Prior Period Year to Date (2023)	Budget Estimates Next Fiscal Year (2025) <sup>1</sup>
<b>Total On-Budget and Off-Budget Results:</b>					
Total Receipts	274,830	678,264	5,027,559	570,611	5,413,903
On-Budget Receipts	186,993	508,841	3,820,223	413,100	4,158,921
Off-Budget Receipts	87,837	169,423	1,207,336	157,511	1,254,982
Total Outlays	588,842	1,058,839	6,904,768	907,020	7,111,012
On-Budget Outlays	475,132	842,116	5,593,840	715,412	5,711,778
Off-Budget Outlays	113,710	216,723	1,310,928	191,607	1,399,234
Total Surplus (+) or Deficit (-)	-314,012	-380,576	-1,877,209	-336,409	-1,697,109
On-Budget Surplus (+) or Deficit (-)	-288,139	-333,276	-1,773,617	-302,313	-1,552,857
Off-Budget Surplus (+) or Deficit (-)	-25,873	-47,300	-103,592	-34,096	-144,252
Total On-Budget and Off-Budget Financing	314,012	380,576	1,877,209	336,409	1,697,109
<b>Means of Financing:</b>					
Borrowing from the Public	261,061	487,108	1,664,030	238,240	1,816,794
Reduction of Operating Cash, Increase (-)	73,561	-101,962	.....	103,203	.....
By Other Means	-20,609	-4,570	213,179	-5,034	-119,685

1 These estimates are based on the FY 2024 Mid-Session Review, released by the Office of Management and Budget on July 28, 2023.

Note: Details may not add to totals due to rounding.  
... No Transactions

Figure 3. Monthly Receipts, Outlays, and Budget Deficit/Surplus of the U.S. Government, Fiscal Years 2023 and 2024

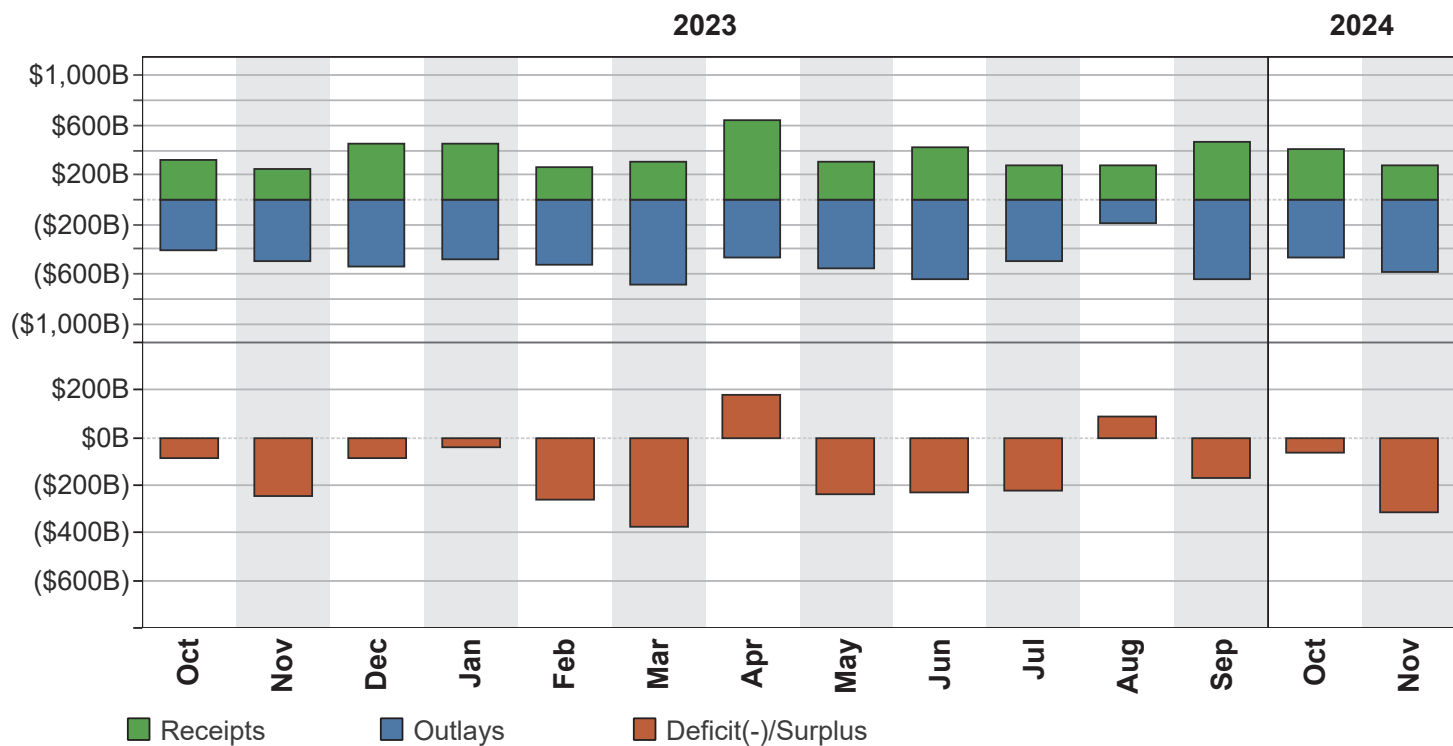


Figure 4. Monthly Receipts, Outlays, and Budget Deficit/Surplus of the U.S. Government, Cumulative, Fiscal Years 2023 and 2024

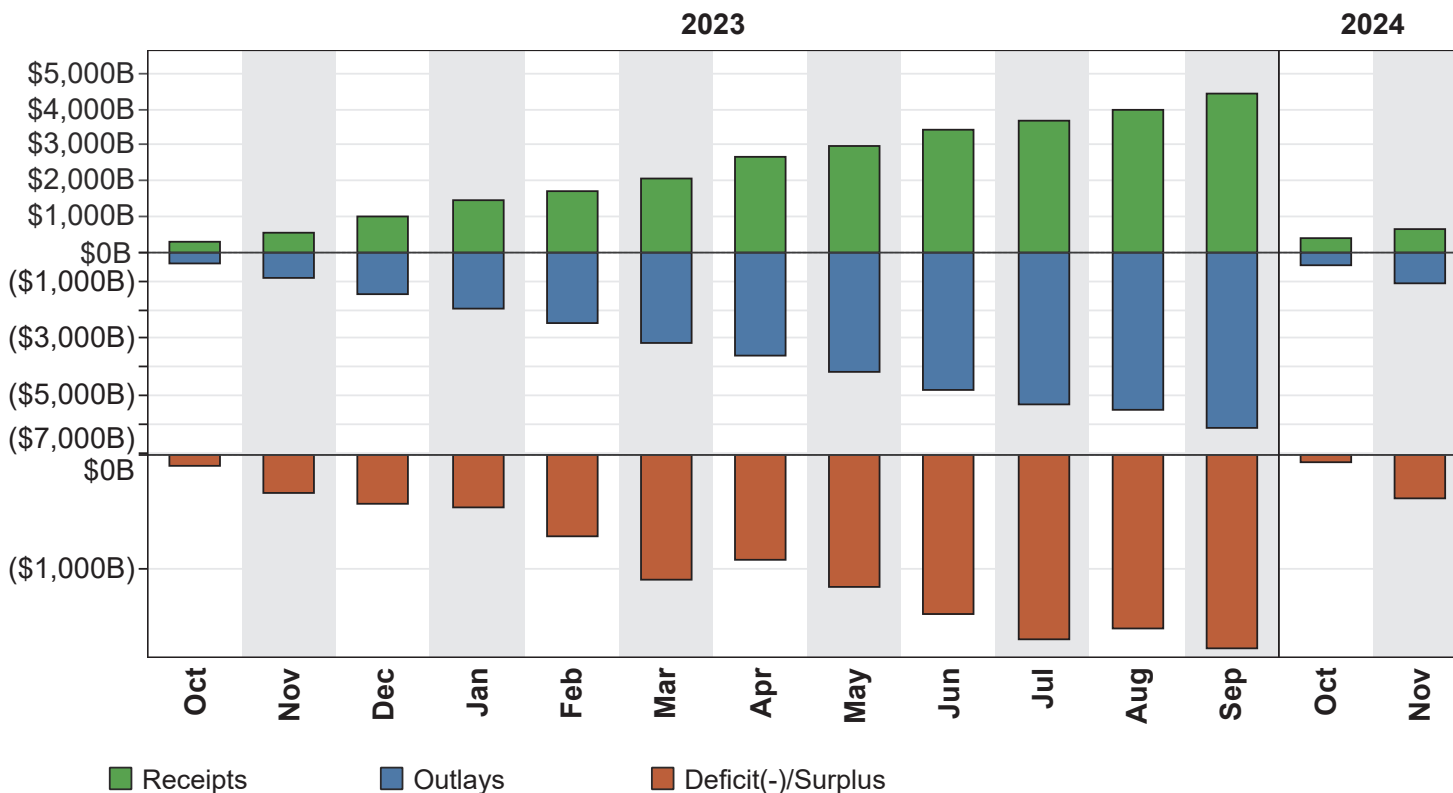


Figure 5. Receipts of the U.S. Government, by Source, Fiscal Year 2024

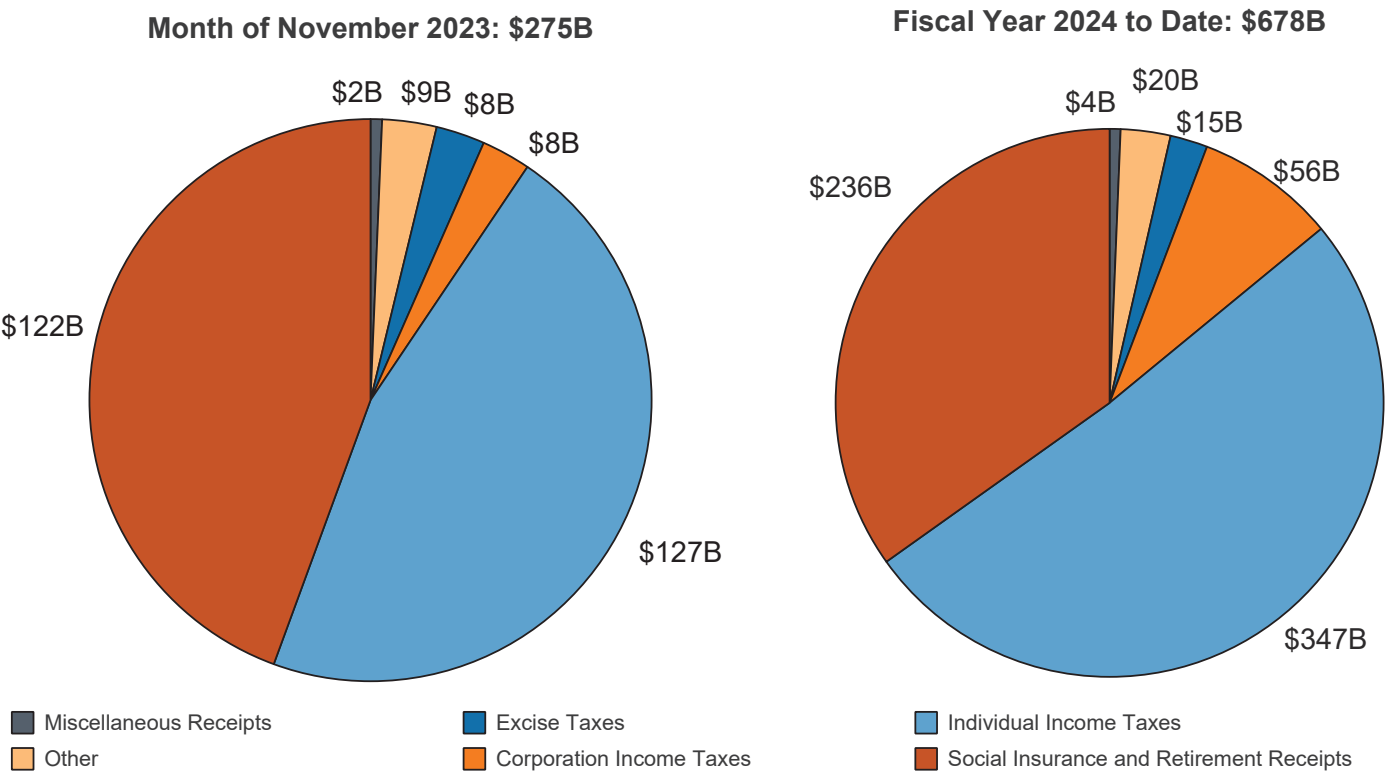
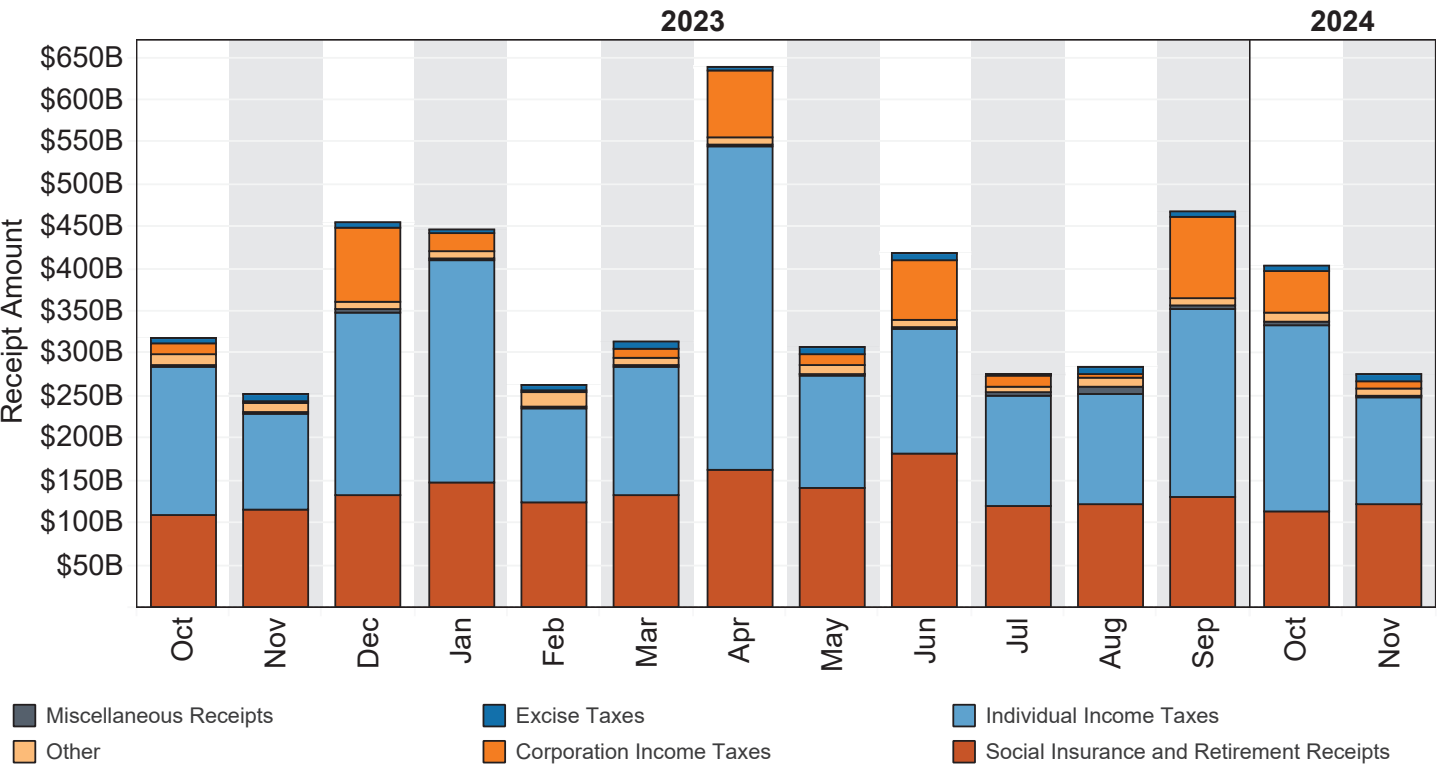


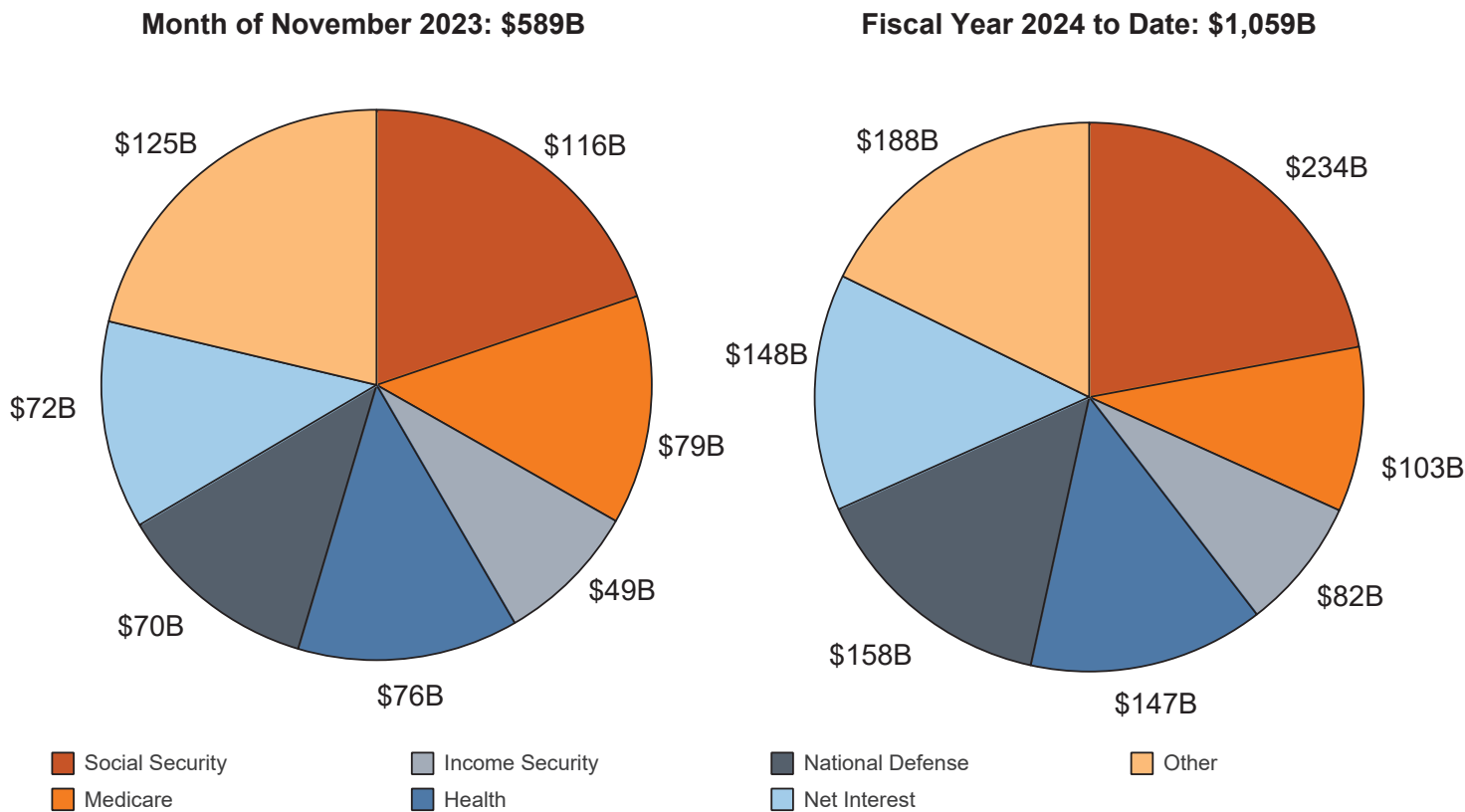
Figure 6. Monthly Receipts of the U.S. Government, by Source, Fiscal Years 2023 and 2024



"Other" Includes: Customs Duties and Estate and Gift Taxes  
\*Disclaimer: Other category is subject to change due to negative balances held.  
Note: Details may not add to totals due to rounding

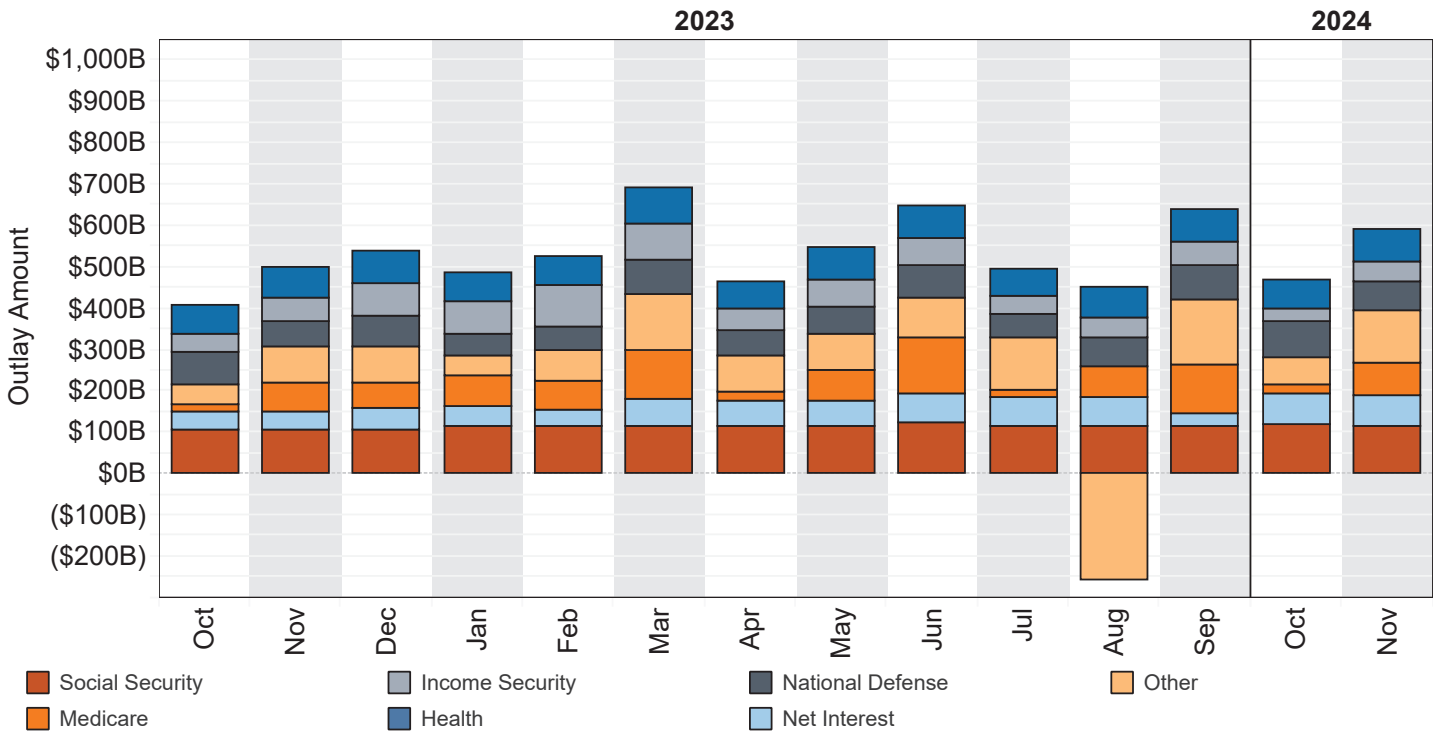


Figure 7. Outlays of the U.S. Government, by Source, Fiscal Year 2024



\*Disclaimer: Other category is subject to change due to negative balances held.

Figure 8. Monthly Outlays of the U.S. Government, by Source, Fiscal Years 2023 and 2024



"Other" Includes: Administration of Justice, Agriculture, Community and Regional Development, Education, Training, Employment, and Social Services, Energy, General Government, General Science, Space, and Technology, International Affairs, Natural Resources and Environment, Transportation, Undistributed Offsetting Receipts, Veterans' Benefits and Services.  
Note: Details may not add to totals due to rounding



**Table 3. Summary of Receipts and Outlays of the U.S. Government, November 2023 and Other Periods**

[\$ millions]				
Classification	This Month	Current Fiscal Year to Date	Comparable Prior Period Year to Date	Budget Estimates Full Fiscal Year <sup>1</sup>
<b>Budget Receipts</b>				
Individual Income Taxes	126,893	346,801	289,050	2,355,223
Corporation Income Taxes	7,801	56,009	17,573	663,613
Social Insurance and Retirement Receipts:				
Employment and General Retirement (Off-Budget)	87,837	169,423	157,511	1,207,336
Employment and General Retirement (On-Budget)	30,842	59,411	58,019	505,882
Unemployment Insurance	2,762	6,172	6,748	52,744
Other Retirement	606	1,251	1,072	7,592
Excise Taxes	7,691	14,954	13,855	108,069
Estate and Gift Taxes	2,321	6,781	5,424	29,594
Customs Duties	6,296	13,199	15,335	60,641
Miscellaneous Receipts	1,781	4,262	6,024	36,865
<b>Total Receipts</b>	<b>274,830</b>	<b>678,264</b>	<b>570,611</b>	<b>5,027,559</b>
<b>(On-Budget)</b>	<b>186,993</b>	<b>508,841</b>	<b>413,100</b>	<b>3,820,223</b>
<b>(Off-Budget)</b>	<b>87,837</b>	<b>169,423</b>	<b>157,511</b>	<b>1,207,336</b>
<b>Budget Outlays</b>				
Legislative Branch	533	1,235	1,179	7,396
Judicial Branch	745	1,535	1,360	10,220
Department of Agriculture	18,111	40,330	51,833	232,584
Department of Commerce	1,115	1,874	1,973	20,356
Department of Defense--Military Programs	66,327	149,709	131,503	848,565
Department of Education	11,696	30,642	37,365	183,694
Department of Energy	4,013	8,166	2,651	58,538
Department of Health and Human Services	151,726	241,511	231,423	1,710,722
Department of Homeland Security	6,481	14,808	14,925	99,793
Department of Housing and Urban Development	5,524	11,266	9,563	80,307
Department of the Interior	1,176	3,004	2,504	25,765
Department of Justice	3,641	7,480	7,312	51,359
Department of Labor	4,557	3,002	2,605	76,630
Department of State	2,365	5,309	4,919	36,833
Department of Transportation	9,455	18,650	17,967	125,315
Department of the Treasury:				
Interest on Treasury Debt Securities (Gross)	79,923	168,849	102,593	1,002,503
Other	10,575	21,077	33,610	438,826
Department of Veterans Affairs	26,450	40,485	33,914	324,204
Corps of Engineers	1,353	2,366	1,614	8,316
Other Defense Civil Programs	6,029	4,465	5,449	72,668
Environmental Protection Agency	926	1,926	1,476	38,625
Executive Office of the President	46	94	79	658
General Services Administration	-39	19	-155	252
International Assistance Programs	4,677	7,523	9,298	33,070
National Aeronautics and Space Administration	2,251	4,228	3,824	25,898
National Science Foundation	655	1,376	1,344	10,652
Office of Personnel Management	10,819	21,732	20,213	129,377
Small Business Administration	134	325	447	1,906
Social Security Administration	121,565	239,138	213,701	1,518,317
Independent Agencies	51,592	73,142	8,909	30,307
Allowances	.....	.....	.....	13,974
Undistributed Offsetting Receipts:				
Interest	-6,755	-16,671	-10,108	-163,356
Other	-8,822	-49,754	-38,270	-149,506
<b>Total Outlays</b>	<b>588,842</b>	<b>1,058,839</b>	<b>907,020</b>	<b>6,904,768</b>
<b>(On-Budget)</b>	<b>475,132</b>	<b>842,116</b>	<b>715,412</b>	<b>5,593,840</b>
<b>(Off-Budget)</b>	<b>113,710</b>	<b>216,723</b>	<b>191,607</b>	<b>1,310,928</b>
<b>Surplus (+) or Deficit (-)</b>	<b>-314,012</b>	<b>-380,576</b>	<b>-336,409</b>	<b>-1,877,209</b>
<b>(On-Budget)</b>	<b>-288,139</b>	<b>-333,276</b>	<b>-302,313</b>	<b>-1,773,617</b>
<b>(Off-Budget)</b>	<b>-25,873</b>	<b>-47,300</b>	<b>-34,096</b>	<b>-103,592</b>

1 These estimates are based on the FY 2024 Mid-Session Review, released by the Office of Management and Budget on July 28, 2023.

Note: Details may not add to totals due to rounding.  
... No Transactions

**Table 4. Receipts of the U.S. Government, November 2023 and Other Periods**

Classification	This Month			Current Fiscal Year to Date			Prior Fiscal Year to Date		
	Gross Receipts	Refunds (Deduct)	Receipts	Gross Receipts	Refunds (Deduct)	Receipts	Gross Receipts	Refunds (Deduct)	Receipts
<b>Individual Income Taxes</b>									
Withheld	129,625			280,906			261,785		
Presidential Election Campaign Fund	(**)			2			2		
Other	21,009			106,113			64,105		
<b>Total -- Individual Income Taxes</b>	<b>150,634</b>	<b>23,741</b>	<b>126,893</b>	<b>387,020</b>	<b>40,219</b>	<b>346,801</b>	<b>325,892</b>	<b>36,842</b>	<b>289,050</b>
<b>Corporation Income Taxes</b>	<b>11,904</b>	<b>4,103</b>	<b>7,801</b>	<b>63,244</b>	<b>7,234</b>	<b>56,009</b>	<b>26,943</b>	<b>9,370</b>	<b>17,573</b>
<b>Social Insurance and Retirement Receipts:</b>									
Employment and General Retirement:									
Federal Old-Age and Survivors Insurance Trust Fund:									
Federal Insurance Contributions Act Taxes	74,915	.....	74,915	144,311	.....	144,311	134,169	.....	134,169
Self-Employment Contributions Act Taxes	172	.....	172	519	.....	519	477	.....	477
<b>Total -- Federal Old-Age and Survivors Insurance Trust Fund</b>	<b>75,087</b>	<b>.....</b>	<b>75,087</b>	<b>144,830</b>	<b>.....</b>	<b>144,830</b>	<b>134,646</b>	<b>.....</b>	<b>134,646</b>
Federal Disability Insurance Trust Fund:									
Federal Insurance Contributions Act Taxes	12,721	.....	12,721	24,505	.....	24,505	22,784	.....	22,784
Self-Employment Contributions Act Taxes	29	.....	29	88	.....	88	81	.....	81
<b>Total -- Federal Disability Insurance Trust Fund</b>	<b>12,750</b>	<b>.....</b>	<b>12,750</b>	<b>24,593</b>	<b>.....</b>	<b>24,593</b>	<b>22,865</b>	<b>.....</b>	<b>22,865</b>
Federal Hospital Insurance Trust Fund:									
Federal Insurance Contributions Act Taxes	30,308	.....	30,308	58,184	.....	58,184	56,847	.....	56,847
Self-Employment Contributions Act Taxes	80	.....	80	241	.....	241	214	.....	214
<b>Total -- Federal Hospital Insurance Trust Fund</b>	<b>30,388</b>	<b>.....</b>	<b>30,388</b>	<b>58,425</b>	<b>.....</b>	<b>58,425</b>	<b>57,061</b>	<b>.....</b>	<b>57,061</b>
Railroad Retirement:									
Rail Pension and Supplemental Annuity	230	(**)	230	499	(**)	499	427	(**)	427
Social Security Equivalent Account	225	(**)	225	487	(**)	487	532	1	531
<b>Total -- Employment and General Retirement</b>	<b>118,679</b>	<b>(**)</b>	<b>118,679</b>	<b>228,834</b>	<b>(**)</b>	<b>228,834</b>	<b>215,531</b>	<b>1</b>	<b>215,530</b>
Unemployment Insurance:									
Deposits by States	2,732	.....	2,732	5,449	.....	5,449	5,871	.....	5,871
Federal Unemployment Taxes	33	5	28	658	5	653	792	9	783
Railroad Unemployment Taxes	1	.....	1	71	.....	71	94	.....	94
<b>Total -- Unemployment Insurance</b>	<b>2,766</b>	<b>5</b>	<b>2,762</b>	<b>6,177</b>	<b>5</b>	<b>6,172</b>	<b>6,757</b>	<b>9</b>	<b>6,748</b>
Other Retirement:									
Federal Employees' Retirement--Employee Share	605	.....	605	1,249	.....	1,249	1,070	.....	1,070
Non-Federal Employees Retirement	1	.....	1	2	.....	2	2	.....	2
<b>Total -- Other Retirement</b>	<b>606</b>	<b>.....</b>	<b>606</b>	<b>1,251</b>	<b>.....</b>	<b>1,251</b>	<b>1,072</b>	<b>.....</b>	<b>1,072</b>
<b>Total -- Social Insurance and Retirement Receipts</b>	<b>122,052</b>	<b>5</b>	<b>122,047</b>	<b>236,262</b>	<b>5</b>	<b>236,257</b>	<b>223,360</b>	<b>10</b>	<b>223,350</b>
<b>Excise Taxes:</b>									
Miscellaneous Excise Taxes	1,855	340	1,514	8,111	786	7,326	7,376	532	6,844
Airport and Airway Trust Fund	2,015	.....	2,015	2,397	.....	2,397	1,581	.....	1,581
Highway Trust Fund	4,161	30	4,132	5,239	44	5,195	5,443	45	5,398
Black Lung Disability Trust Fund	29	.....	29	36	.....	36	32	.....	32
<b>Total -- Excise Taxes</b>	<b>8,061</b>	<b>370</b>	<b>7,691</b>	<b>15,784</b>	<b>830</b>	<b>14,954</b>	<b>14,432</b>	<b>576</b>	<b>13,855</b>
<b>Estate and Gift Taxes</b>	<b>2,459</b>	<b>138</b>	<b>2,321</b>	<b>6,953</b>	<b>172</b>	<b>6,781</b>	<b>5,596</b>	<b>172</b>	<b>5,424</b>
<b>Customs Duties</b>	<b>6,700</b>	<b>404</b>	<b>6,296</b>	<b>14,009</b>	<b>810</b>	<b>13,199</b>	<b>16,448</b>	<b>1,113</b>	<b>15,335</b>
<b>Miscellaneous Receipts:</b>									
Deposit of Earnings, Federal Reserve System	279	.....	279	413	.....	413	299	.....	299
Universal Service Fund	691	.....	691	1,354	.....	1,354	1,244	.....	1,244
All Other	814	2	812	2,501	5	2,496	4,482	1	4,480
<b>Total -- Miscellaneous Receipts</b>	<b>1,784</b>	<b>2</b>	<b>1,781</b>	<b>4,267</b>	<b>5</b>	<b>4,262</b>	<b>6,025</b>	<b>1</b>	<b>6,024</b>
<b>Total -- Receipts</b>	<b>303,594</b>	<b>28,764</b>	<b>274,830</b>	<b>727,539</b>	<b>49,276</b>	<b>678,264</b>	<b>618,696</b>	<b>48,085</b>	<b>570,611</b>
<b>Total -- On-Budget</b>	<b>215,757</b>	<b>28,764</b>	<b>186,993</b>	<b>558,116</b>	<b>49,276</b>	<b>508,841</b>	<b>461,185</b>	<b>48,085</b>	<b>413,100</b>
<b>Total -- Off-Budget</b>	<b>87,837</b>	<b>.....</b>	<b>87,837</b>	<b>169,423</b>	<b>.....</b>	<b>169,423</b>	<b>157,511</b>	<b>.....</b>	<b>157,511</b>

Note: Details may not add to totals due to rounding.

... No Transactions

(\*\*) Less than absolute value of \$500,000

**Table 5. Outlays of the U.S. Government, November 2023 and Other Periods**

[\$ millions]

Classification	This Month			Current Fiscal Year to Date			Prior Fiscal Year to Date		
	Gross Outlays	Applicable Receipts	Outlays	Gross Outlays	Applicable Receipts	Outlays	Gross Outlays	Applicable Receipts	Outlays
<b>Legislative Branch:</b>									
Senate	100	(**)	100	214	(**)	213	202	(**)	202
House of Representatives	168	(**)	168	330	1	329	317	1	316
Joint Items	2	.....	2	4	.....	4	3	.....	3
Capitol Police	53	.....	53	132	.....	132	126	.....	126
Congressional Budget Office	5	.....	5	12	.....	12	12	.....	12
Architect of the Capitol	78	1	78	144	1	143	122	1	122
Library of Congress	66	1	65	147	2	145	140	2	139
Government Publishing Office	-11	.....	-11	85	.....	85	99	.....	99
Government Accountability Office	66	.....	66	152	.....	152	144	.....	144
United States Tax Court	5	.....	5	9	.....	9	9	.....	9
Other Legislative Branch Agencies	7	.....	7	16	.....	16	13	.....	13
Proprietary Receipts from the Public	.....	1	-1	.....	2	-2	.....	6	-6
Intrabudgetary Transactions	-2	.....	-2	-3	.....	-3	-1	.....	-1
<b>Total--Legislative Branch</b>	<b>537</b>	<b>4</b>	<b>533</b>	<b>1,241</b>	<b>6</b>	<b>1,235</b>	<b>1,188</b>	<b>9</b>	<b>1,179</b>
<b>Judicial Branch:</b>									
Supreme Court of the United States	11	.....	11	22	.....	22	18	.....	18
Courts of Appeals, District Courts, and Other Judicial Services	707	.....	707	1,411	.....	1,411	1,244	.....	1,244
Other	34	.....	34	121	.....	121	115	.....	115
Proprietary Receipts from the Public	.....	23	-23	.....	32	-32	.....	26	-26
Intrabudgetary Transactions	15	.....	15	14	.....	14	8	.....	8
<b>Total--Judicial Branch</b>	<b>768</b>	<b>23</b>	<b>745</b>	<b>1,567</b>	<b>32</b>	<b>1,535</b>	<b>1,386</b>	<b>26</b>	<b>1,360</b>
<b>Department of Agriculture:</b>									
Agricultural Research Service	150	.....	150	333	.....	333	299	.....	299
National Institute of Food and Agriculture:									
Research and Education Activities	72	.....	72	156	.....	156	138	.....	138
Extension Activities	51	.....	51	107	.....	107	90	.....	90
Other	13	.....	13	22	.....	22	22	.....	22
Animal and Plant Health Inspection Service	176	.....	176	332	.....	332	327	.....	327
Food Safety and Inspection Service	83	.....	83	209	.....	209	200	.....	200
Agricultural Marketing Service	298	.....	298	600	.....	600	405	.....	405
Risk Management Agency:									
Administrative and Operating Expenses	5	.....	5	13	.....	13	12	.....	12
Federal Crop Insurance Corporation Fund	2,768	3,373	-605	7,066	5,180	1,885	9,302	4,901	4,400
Farm Service Agency:									
Salaries and Expenses	105	.....	105	207	.....	207	178	.....	178
USDA Supplemental Assistance	(**)	.....	(**)	(**)	.....	(**)	(**)	.....	(**)
Agricultural Disaster Relief Fund	(**)	.....	(**)	(**)	.....	(**)	(**)	.....	(**)
Commodity Credit Corporation	2,049	194	1,855	5,171	285	4,886	5,493	351	5,142
Tobacco Trust Fund	(**)	.....	(**)	(**)	.....	(**)	(**)	.....	(**)
Agricultural Credit Insurance Fund	96	1	95	152	1	151	860	80	780
Other	12	.....	12	24	.....	24	22	.....	22
<b>Total--Farm Service Agency</b>	<b>2,261</b>	<b>195</b>	<b>2,066</b>	<b>5,555</b>	<b>286</b>	<b>5,269</b>	<b>6,553</b>	<b>431</b>	<b>6,122</b>
Natural Resources Conservation Service:									
Conservation Operations	71	.....	71	182	.....	182	160	.....	160
Farm Security and Rural Investment Programs	437	.....	437	778	.....	778	692	.....	692
Other	27	.....	27	64	.....	64	44	.....	44
Rural Development	-20	.....	-20	-37	.....	-37	7	.....	7
Rural Housing Service:									
Rural Housing Insurance Fund	81	30	50	143	81	61	100	77	23
Rental Assistance Program	118	.....	118	239	.....	239	219	.....	219
Other	30	.....	30	59	.....	59	44	.....	44
Rural Utilities Service:									
Rural Electrification and Telecommunications Fund	7	(**)	7	34	10	24	12	4	9
Other	72	1	71	189	1	188	155	4	151
Foreign Agricultural Service	140	.....	140	390	.....	390	386	.....	386
Food and Nutrition Service:									
Supplemental Nutrition Assistance Program	8,969	.....	8,969	18,627	.....	18,627	26,650	.....	26,650
Child Nutrition Programs	2,946	.....	2,946	5,461	.....	5,461	5,295	.....	5,295
Special Supplemental Nutrition Program for Women, Infants, and Children (WIC)	529	.....	529	1,094	.....	1,094	1,104	.....	1,104
Other	49	.....	49	104	.....	104	117	.....	117
<b>Total--Food and Nutrition Service</b>	<b>12,492</b>	<b>.....</b>	<b>12,492</b>	<b>25,287</b>	<b>.....</b>	<b>25,287</b>	<b>33,166</b>	<b>.....</b>	<b>33,166</b>

**Table 5. Outlays of the U.S. Government, November 2023 and Other Periods - Continued**

[\$ millions]

Classification	This Month			Current Fiscal Year to Date			Prior Fiscal Year to Date		
	Gross Outlays	Applicable Receipts	Outlays	Gross Outlays	Applicable Receipts	Outlays	Gross Outlays	Applicable Receipts	Outlays
<b>Department of Agriculture: - Continued</b>									
Forest Service:									
National Forest System	228	.....	228	505	.....	505	405	.....	405
Capital Improvement and Maintenance	28	.....	28	56	.....	56	39	.....	39
Wildland Fire Management	332	.....	332	1,039	.....	1,039	957	.....	957
Forest Service Permanent Appropriations	17	.....	17	38	.....	38	22	.....	22
Other	201	.....	201	460	.....	460	328	.....	328
Total--Forest Service	805	.....	805	2,097	.....	2,097	1,750	.....	1,750
Other	588	3	584	2,267	5	2,262	778	30	748
Proprietary Receipts from the Public	(**)	10	-11	(**)	243	-243	(**)	288	-288
Intrabudgetary Transactions	999	.....	999	51	.....	51	2,706	.....	2,706
<b>Total--Department of Agriculture</b>	<b>21,723</b>	<b>3,612</b>	<b>18,111</b>	<b>46,137</b>	<b>5,807</b>	<b>40,330</b>	<b>57,568</b>	<b>5,735</b>	<b>51,833</b>
<b>Department of Commerce:</b>									
Economic Development Administration	69	.....	69	76	.....	76	131	.....	131
Bureau of the Census	126	.....	126	250	.....	250	281	.....	281
International Trade Administration	39	.....	39	101	.....	101	71	.....	71
National Oceanic and Atmospheric Administration	647	1	646	899	1	899	996	(**)	996
National Institute of Standards and Technology	141	.....	141	281	.....	281	241	.....	241
National Telecommunications and Information Administration	74	(**)	74	137	(**)	137	70	(**)	70
Other	25	8	17	136	11	124	187	8	178
Proprietary Receipts from the Public	.....	-4	4	.....	-4	4	.....	-1	1
Intrabudgetary Transactions	-1	.....	-1	1	.....	1	6	.....	6
Offsetting Governmental Receipts	.....	(**)	(**)	.....	(**)	(**)	.....	1	-1
<b>Total--Department of Commerce</b>	<b>1,119</b>	<b>5</b>	<b>1,115</b>	<b>1,883</b>	<b>9</b>	<b>1,874</b>	<b>1,982</b>	<b>9</b>	<b>1,973</b>
<b>Department of Defense--Military Programs:</b>									
Military Personnel:									
Department of the Army	5,337	.....	5,337	13,095	.....	13,095	11,977	.....	11,977
Department of the Navy	4,499	.....	4,499	10,776	.....	10,776	10,530	.....	10,530
Department of the Air Force	3,518	.....	3,518	7,987	.....	7,987	7,680	.....	7,680
Defense Agencies	.....	.....	.....	19,874	.....	19,874	10,612	.....	10,612
Total--Military Personnel	13,354	.....	13,354	51,733	.....	51,733	40,799	.....	40,799
Operation and Maintenance:									
Department of the Army	6,381	.....	6,381	12,155	.....	12,155	10,251	.....	10,251
Department of the Navy	5,864	.....	5,864	12,085	.....	12,085	11,085	.....	11,085
Department of the Air Force	5,809	.....	5,809	11,454	.....	11,454	10,324	.....	10,324
Defense Agencies	8,570	.....	8,570	15,755	.....	15,755	12,856	.....	12,856
Total--Operation and Maintenance	26,624	.....	26,624	51,450	.....	51,450	44,517	.....	44,517
Procurement:									
Department of the Army	2,012	.....	2,012	4,071	.....	4,071	3,487	.....	3,487
Department of the Navy	5,093	.....	5,093	10,085	.....	10,085	8,881	.....	8,881
Department of the Air Force	6,440	.....	6,440	8,250	.....	8,250	10,487	.....	10,487
Defense Agencies	605	.....	605	1,169	.....	1,169	1,278	.....	1,278
Total--Procurement	14,150	.....	14,150	23,574	.....	23,574	24,133	.....	24,133
Research, Development, Test, and Evaluation:									
Department of the Army	1,506	.....	1,506	2,852	.....	2,852	2,775	.....	2,775
Department of the Navy	1,995	.....	1,995	3,812	.....	3,812	3,082	.....	3,082
Department of the Air Force	5,260	.....	5,260	8,864	.....	8,864	8,509	.....	8,509
Defense Agencies	3,048	.....	3,048	5,471	.....	5,471	4,522	.....	4,522
Total--Research, Development, Test, and Evaluation	11,809	.....	11,809	20,998	.....	20,998	18,887	.....	18,887
Military Construction:									
Department of the Army	58	.....	58	442	.....	442	596	.....	596
Department of the Navy	374	.....	374	689	.....	689	551	.....	551
Department of the Air Force	280	.....	280	490	.....	490	317	.....	317
Defense Agencies	250	.....	250	429	.....	429	416	.....	416
Total--Military Construction	962	.....	962	2,050	.....	2,050	1,880	.....	1,880
Family Housing:									
Department of the Army	52	.....	52	90	.....	90	65	.....	65
Department of the Navy	28	.....	28	48	.....	48	66	.....	66
Department of the Air Force	32	.....	32	60	.....	60	75	.....	75
Defense Agencies	5	.....	5	6	.....	6	6	.....	6
Revolving and Management Funds:									
Department of the Navy	3	.....	3	3	.....	3	9	.....	9
Defense Agencies:									

**Table 5. Outlays of the U.S. Government, November 2023 and Other Periods - Continued**

Classification	This Month			Current Fiscal Year to Date			Prior Fiscal Year to Date		
	Gross Outlays	Applicable Receipts	Outlays	Gross Outlays	Applicable Receipts	Outlays	Gross Outlays	Applicable Receipts	Outlays
<b>Department of Defense--Military Programs: - Continued</b>									
Working Capital Fund	-275	.....	-275	141	.....	141	836	.....	836
Other	6	.....	6	58	.....	58	102	.....	102
Trust Funds:									
Department of the Army	3	.....	3	6	.....	6	3	.....	3
Department of the Navy	2	.....	2	5	.....	5	6	.....	6
Department of the Air Force	1	.....	1	1	.....	1	2	.....	2
Defense Agencies	35	.....	35	59	.....	59	49	.....	49
Proprietary Receipts from the Public:									
Department of the Army	.....	70	-70	.....	38	-38	.....	67	-67
Department of the Navy	.....	1	-1	.....	32	-32	.....	26	-26
Department of the Air Force	.....	8	-8	.....	58	-58	.....	26	-26
Defense Agencies	.....	328	-328	.....	403	-403	.....	65	-65
Intrabudgetary Transactions:									
Department of the Army	-57	.....	-57	-58	.....	-58	-13	.....	-13
Department of the Navy	-2	.....	-2	-9	.....	-9	-27	.....	-27
Department of the Air Force	2	.....	2	22	.....	22	288	.....	288
Defense Agencies	1	.....	1	2	.....	2	5	.....	5
Offsetting Governmental Receipts:									
Defense Agencies	.....	.....	.....	.....	.....	.....	.....	1	-1
<b>Total--Department of Defense--Military Programs</b>	<b>66,735</b>	<b>407</b>	<b>66,327</b>	<b>150,239</b>	<b>530</b>	<b>149,709</b>	<b>131,688</b>	<b>185</b>	<b>131,503</b>
<b>Department of Education:</b>									
Office of Elementary and Secondary Education:									
Accelerating Achievement and Ensuring Equity	1,262	.....	1,262	2,603	.....	2,603	2,379	.....	2,379
Impact Aid	634	.....	634	800	.....	800	144	.....	144
Education Improvement Programs	428	.....	428	869	.....	869	874	.....	874
Other	4,963	.....	4,963	10,770	.....	10,770	11,122	.....	11,122
Total--Office of Elementary and Secondary Education	7,287	.....	7,287	15,042	.....	15,042	14,519	.....	14,519
Office of Innovation and Improvement	121	.....	121	223	.....	223	159	.....	159
Office of English Language Acquisition	62	.....	62	117	.....	117	120	.....	120
Office of Special Education and Rehabilitative Services:									
Special Education	1,398	.....	1,398	2,476	.....	2,476	2,285	.....	2,285
Rehabilitation Services and Disability Research	278	.....	278	629	.....	629	552	.....	552
Special Institutions for Persons with Disabilities	38	.....	38	44	.....	44	42	.....	42
Office of Vocational and Adult Education	184	.....	184	393	.....	393	329	.....	329
Office of Postsecondary Education:									
Higher Education	248	.....	248	497	.....	497	432	.....	432
Other	(**)	(**)	(**)	49	(**)	49	72	(**)	72
Total--Office of Postsecondary Education	247	(**)	247	547	(**)	546	504	(**)	504
Office of Federal Student Aid:									
Student Financial Assistance	1,586	.....	1,586	4,379	.....	4,379	3,895	.....	3,895
Student Aid Administration	207	.....	207	325	.....	325	305	.....	305
Federal Direct Student Loans	.....	.....	.....	6,595	.....	6,595	15,490	.....	15,490
Federal Family Education Loans	-3	.....	-3	-7	.....	-7	9	.....	9
Other	(**)	(**)	(**)	17	1	16	13	(**)	12
Total--Office of Federal Student Aid	1,790	(**)	1,789	11,310	1	11,309	19,712	(**)	19,712
Institute of Education Sciences	58	.....	58	118	.....	118	113	.....	113
Departmental Management	49	.....	49	122	.....	122	127	.....	127
Other	7	.....	7	9	.....	9	14	.....	14
Proprietary Receipts from the Public	.....	-172	172	.....	320	-320	.....	1,201	-1,201
Intrabudgetary Transactions	4	.....	4	-67	.....	-67	90	.....	90
<b>Total--Department of Education</b>	<b>11,524</b>	<b>-172</b>	<b>11,696</b>	<b>30,963</b>	<b>321</b>	<b>30,642</b>	<b>38,567</b>	<b>1,201</b>	<b>37,365</b>
<b>Department of Energy:</b>									
National Nuclear Security Administration:									
Naval Reactors	159	.....	159	324	.....	324	237	.....	237
Weapons Activities	1,409	.....	1,409	2,932	.....	2,932	2,643	.....	2,643
Defense Nuclear Nonproliferation	220	.....	220	402	.....	402	347	.....	347
Other	49	.....	49	80	.....	80	68	.....	68
Environmental and Other Defense Activities:									
Defense Environmental Cleanup	548	.....	548	1,113	.....	1,113	1,050	.....	1,050
Other Defense Activities	90	.....	90	177	.....	177	153	.....	153
Defense Nuclear Waste Disposal	(**)	.....	(**)	(**)	.....	(**)	(**)	.....	(**)
Energy Programs:									

**Table 5. Outlays of the U.S. Government, November 2023 and Other Periods - Continued**

[\$ millions]

Classification	This Month			Current Fiscal Year to Date			Prior Fiscal Year to Date		
	Gross Outlays	Applicable Receipts	Outlays	Gross Outlays	Applicable Receipts	Outlays	Gross Outlays	Applicable Receipts	Outlays
<b>Department of Energy: - Continued</b>									
Science	628	.....	628	1,411	.....	1,411	1,390	.....	1,390
Energy Supply	202	.....	202	410	.....	410	379	.....	379
Energy Efficiency and Renewable Energy	297	.....	297	552	.....	552	421	.....	421
Fossil Energy Research and Development	71	.....	71	142	.....	142	122	.....	122
Uranium Enrichment Decontamination and Decommissioning Fund	60	.....	60	133	.....	133	122	.....	122
Advanced Technology Vehicles Manufacturing Loan Program	41	.....	41	46	.....	46	1	.....	1
Title 17 Innovative Technology Loan Guarantee Program	7	.....	7	13	.....	13	6	.....	6
Other	266	4	262	573	48	524	-3,688	185	-3,873
Total--Energy Programs	1,571	4	1,567	3,282	48	3,233	-1,246	185	-1,431
Power Marketing Administration	507	351	156	994	668	327	723	792	-69
Departmental Administration	62	.....	62	115	.....	115	88	.....	88
Proprietary Receipts from the Public	.....	77	-77	.....	179	-179	.....	133	-133
Intrabudgetary Transactions	-171	.....	-171	-360	.....	-360	-301	.....	-301
<b>Total--Department of Energy</b>	<b>4,446</b>	<b>433</b>	<b>4,013</b>	<b>9,061</b>	<b>895</b>	<b>8,166</b>	<b>3,761</b>	<b>1,110</b>	<b>2,651</b>
<b>Department of Health and Human Services:</b>									
Food and Drug Administration	454	1	453	152	1	150	-676	1	-677
Health Resources and Services Administration	1,191	.....	1,191	2,399	.....	2,399	2,517	.....	2,517
Indian Health Service	1,320	.....	1,320	3,720	.....	3,720	2,916	.....	2,916
Centers for Disease Control and Prevention	942	.....	942	1,995	.....	1,995	1,925	.....	1,925
National Institutes of Health	4,215	.....	4,215	7,763	.....	7,763	8,303	.....	8,303
Substance Abuse and Mental Health Services Administration	655	.....	655	1,489	.....	1,489	1,223	.....	1,223
Agency for Healthcare Research and Quality	25	.....	25	50	.....	50	48	.....	48
Centers for Medicare and Medicaid Services:									
Grants to States for Medicaid	49,700	.....	49,700	95,506	.....	95,506	94,201	.....	94,201
Payments to Health Care Trust Funds	34,961	.....	34,961	72,397	.....	72,397	72,341	.....	72,341
Children's Health Insurance Fund	1,439	.....	1,439	2,718	.....	2,718	2,591	.....	2,591
State Grants and Demonstrations	57	.....	57	94	.....	94	78	.....	78
Federal Hospital Insurance Trust Fund:									
Benefit Payments	34,728	.....	34,728	51,370	.....	51,370	47,029	.....	47,029
Administrative Expenses	295	.....	295	593	.....	593	638	.....	638
Total--Federal Hospital Insurance Trust Fund	35,023	.....	35,023	51,963	.....	51,963	47,667	.....	47,667
Health Care Fraud and Abuse Control	188	.....	188	348	.....	348	346	.....	346
Federal Supplementary Medical Insurance Trust Fund:									
Benefit Payments	46,439	.....	46,439	65,475	.....	65,475	58,439	.....	58,439
Administrative Expenses	331	.....	331	713	.....	713	680	.....	680
Medicare Prescription Drugs:									
Benefit Payments	11,008	.....	11,008	11,117	.....	11,117	9,814	.....	9,814
Total--Federal Supplementary Medical Insurance Trust Fund	57,778	.....	57,778	77,305	.....	77,305	68,933	.....	68,933
Other	4,131	.....	4,131	6,337	.....	6,337	5,161	.....	5,161
Total--Centers for Medicare and Medicaid Services	183,276	.....	183,276	306,669	.....	306,669	291,317	.....	291,317
Administration for Children and Families:									
Temporary Assistance for Needy Families	1,864	.....	1,864	3,179	.....	3,179	2,693	.....	2,693
Contingency Fund	7	.....	7	17	.....	17	16	.....	16
Payments to States for Child Support Enforcement and Family Support Programs	379	.....	379	732	.....	732	600	.....	600
Low Income Home Energy Assistance	774	.....	774	1,036	.....	1,036	984	.....	984
Refugee and Entrant Assistance	528	.....	528	1,152	.....	1,152	1,063	.....	1,063
Child Care Entitlement to States	214	.....	214	452	.....	452	431	.....	431
Payments to States for the Child Care and Development Block Grant									
Block Grant	1,130	.....	1,130	2,390	.....	2,390	3,946	.....	3,946
Social Services Block Grant	95	.....	95	193	.....	193	192	.....	192
Children and Families Services Programs	1,223	.....	1,223	2,393	.....	2,393	2,336	.....	2,336
Payments to States for Foster Care and Adoption Assistance	808	.....	808	1,653	.....	1,653	1,652	.....	1,652
Other	36	.....	36	87	.....	87	97	.....	97
Total--Administration for Children and Families	7,058	.....	7,058	13,285	.....	13,285	14,010	.....	14,010
Administration for Community Living	190	.....	190	436	.....	436	436	.....	436
Departmental Management	1,452	.....	1,452	3,190	.....	3,190	11,172	.....	11,172
Other	153	.....	153	148	.....	148	229	.....	229
Proprietary Receipts from the Public	.....	13,706	-13,706	.....	26,847	-26,847	.....	28,596	-28,596

**Table 5. Outlays of the U.S. Government, November 2023 and Other Periods - Continued**

[\$ millions]

Classification	This Month			Current Fiscal Year to Date			Prior Fiscal Year to Date		
	Gross Outlays	Applicable Receipts	Outlays	Gross Outlays	Applicable Receipts	Outlays	Gross Outlays	Applicable Receipts	Outlays
<b>Department of Health and Human Services: - Continued</b>									
Intrabudgetary Transactions:									
Payments for Health Insurance for the Aged:									
Federal Supplementary Medical Insurance Trust Fund	-34,960	.....	-34,960	-72,397	.....	-72,397	-72,329	.....	-72,329
Payments for Tax and Other Credits:									
Federal Hospital Insurance Trust Fund	-2	.....	-2	-4	.....	-4	-2	.....	-2
Other	-537	.....	-537	-536	.....	-536	-1,071	.....	-1,071
<b>Total--Department of Health and Human Services</b>	<b>165,432</b>	<b>13,707</b>	<b>151,726</b>	<b>268,360</b>	<b>26,849</b>	<b>241,511</b>	<b>260,020</b>	<b>28,597</b>	<b>231,423</b>
<b>Department of Homeland Security:</b>									
Departmental Management and Operations	185	.....	185	398	.....	398	375	.....	375
Citizenship and Immigration Services	417	.....	417	933	.....	933	849	.....	849
United States Secret Service	265	.....	265	538	.....	538	466	.....	466
Transportation Security Administration	708	.....	708	1,288	.....	1,288	1,208	.....	1,208
Immigration and Customs Enforcement	715	.....	715	1,648	.....	1,648	1,609	.....	1,609
U.S. Customs and Border Protection	1,828	3	1,825	3,971	6	3,965	3,177	5	3,172
United States Coast Guard	996	.....	996	2,094	.....	2,094	1,170	.....	1,170
National Protection and Programs Directorate	194	.....	194	492	.....	492	404	.....	404
Federal Emergency Management Agency:									
Disaster Relief	1,981	.....	1,981	4,918	.....	4,918	5,600	.....	5,600
National Flood Insurance Fund	186	96	90	336	219	117	1,155	151	1,004
Other	148	.....	148	311	.....	311	222	.....	222
<b>Total--Federal Emergency Management Agency</b>	<b>2,315</b>	<b>96</b>	<b>2,219</b>	<b>5,565</b>	<b>219</b>	<b>5,346</b>	<b>6,977</b>	<b>151</b>	<b>6,825</b>
Science and Technology	58	.....	58	133	.....	133	126	.....	126
Domestic Nuclear Detection Office	35	.....	35	64	.....	64	59	.....	59
Other	42	.....	42	142	.....	142	98	.....	98
Proprietary Receipts from the Public	.....	71	-71	.....	242	-242	.....	203	-203
Intrabudgetary Transactions	66	.....	66	98	.....	98	818	.....	818
Offsetting Governmental Receipts	.....	1,173	-1,173	.....	2,089	-2,089	.....	2,051	-2,051
<b>Total--Department of Homeland Security</b>	<b>7,825</b>	<b>1,343</b>	<b>6,481</b>	<b>17,364</b>	<b>2,556</b>	<b>14,808</b>	<b>17,336</b>	<b>2,410</b>	<b>14,925</b>
<b>Department of Housing and Urban Development:</b>									
Public and Indian Housing Programs:									
Tenant Based Rental Assistance	2,585	.....	2,585	5,277	.....	5,277	4,421	.....	4,421
Housing Certificate Fund	37	.....	37	51	.....	51	(**)	.....	(**)
Public Housing Capital Fund	82	.....	82	156	.....	156	175	.....	175
Public Housing Operating Fund	597	.....	597	1,172	.....	1,172	1,061	.....	1,061
Revitalization of Severely Distressed Public Housing (Hope VI)	.....	.....	.....	1	.....	1	1	.....	1
Native American Housing Block Grant	62	.....	62	142	.....	142	143	.....	143
Other	26	.....	26	55	.....	55	31	.....	31
<b>Total--Public and Indian Housing Programs</b>	<b>3,389</b>	<b>.....</b>	<b>3,389</b>	<b>6,854</b>	<b>.....</b>	<b>6,854</b>	<b>5,832</b>	<b>.....</b>	<b>5,832</b>
Community Planning and Development:									
Housing Opportunities for Persons with AIDS	37	.....	37	64	.....	64	50	.....	50
Community Development Fund	578	.....	578	1,438	.....	1,438	1,274	.....	1,274
Home Investment Partnership Program	84	.....	84	191	.....	191	151	.....	151
Neighborhood Stabilization Program	(**)	.....	(**)	(**)	.....	(**)	(**)	.....	(**)
Homeless Assistance Grants	264	.....	264	555	.....	555	569	.....	569
Other	30	.....	30	70	.....	70	47	.....	47
<b>Total--Community Planning and Development</b>	<b>994</b>	<b>.....</b>	<b>994</b>	<b>2,319</b>	<b>.....</b>	<b>2,319</b>	<b>2,090</b>	<b>.....</b>	<b>2,090</b>
Housing Programs:									
Credit Accounts:									
FHA-Mutual Mortgage Insurance Fund, Program Account	12	.....	12	22	.....	22	24	.....	24
FHA-Mutual Mortgage Insurance Capital Reserve Account	-307	.....	-307	-799	.....	-799	-1,209	.....	-1,209
FHA-Mutual Mortgage and Cooperative Housing Insurance Fund, Liquidating Account	(**)	(**)	(**)	(**)	1	(**)	(**)	(**)	(**)
FHA-General and Special Risk Fund, Liquidating Account	5	16	-11	10	22	-12	11	19	-8
Housing for the Elderly or Handicapped Fund, Liquidating Account	(**)	7	-7	(**)	13	-13	(**)	16	-16
HUD Project-Based Rental Assistance	1,236	.....	1,236	2,452	.....	2,452	2,372	.....	2,372
Housing for the Elderly	80	.....	80	154	.....	154	171	.....	171
Housing for Persons with Disabilities	19	.....	19	39	.....	39	36	.....	36
Other Assisted Housing Programs	3	.....	3	6	.....	6	8	.....	8
Other	5	(**)	4	9	1	8	8	2	6
<b>Total--Housing Programs</b>	<b>1,054</b>	<b>24</b>	<b>1,030</b>	<b>1,892</b>	<b>37</b>	<b>1,855</b>	<b>1,420</b>	<b>38</b>	<b>1,383</b>



**Table 5. Outlays of the U.S. Government, November 2023 and Other Periods - Continued**

Classification	This Month			Current Fiscal Year to Date			Prior Fiscal Year to Date		
	Gross Outlays	Applicable Receipts	Outlays	Gross Outlays	Applicable Receipts	Outlays	Gross Outlays	Applicable Receipts	Outlays
<b>Department of Housing and Urban Development: - Continued</b>									
Government National Mortgage Association:									
Guarantees of Mortgage-Backed Securities	-65	1	-66	-155	1	-156	-95	1	-96
Management and Administration	176	.....	176	387	.....	387	360	.....	360
Other	25	.....	25	52	.....	52	79	.....	79
Proprietary Receipts from the Public:									
FHA-General and Special Risk Fund	.....	21	-21	.....	40	-40	.....	82	-82
Other	.....	2	-2	.....	2	-2	.....	(**)	(**)
Intrabudgetary Transactions	(**)	.....	(**)	(**)	.....	(**)	(**)	.....	(**)
Offsetting Governmental Receipts	.....	1	-1	.....	2	-2	.....	3	-3
<b>Total--Department of Housing and Urban Development</b>	<b>5,573</b>	<b>49</b>	<b>5,524</b>	<b>11,350</b>	<b>84</b>	<b>11,266</b>	<b>9,686</b>	<b>123</b>	<b>9,563</b>
<b>Department of the Interior:</b>									
Land and Minerals Management:									
Bureau of Land Management:									
Management of Lands and Resources	125	.....	125	249	.....	249	229	.....	229
Other	38	3	35	79	6	73	66	20	46
Bureau of Ocean Energy Management	12	.....	12	28	.....	28	26	.....	26
Office of Surface Mining Reclamation and Enforcement	39	.....	39	90	.....	90	78	.....	78
<b>Total--Land and Minerals Management</b>	<b>214</b>	<b>3</b>	<b>211</b>	<b>446</b>	<b>6</b>	<b>440</b>	<b>399</b>	<b>20</b>	<b>379</b>
Water and Science:									
Bureau of Reclamation:									
Water and Related Resources	175	.....	175	428	.....	428	340	.....	340
Other	41	5	36	90	10	80	116	12	104
Central Utah Project	1	.....	1	1	.....	1	5	.....	5
United States Geological Survey	127	.....	127	299	.....	299	277	.....	277
<b>Total--Water and Science</b>	<b>344</b>	<b>5</b>	<b>340</b>	<b>818</b>	<b>10</b>	<b>808</b>	<b>738</b>	<b>12</b>	<b>726</b>
Fish and Wildlife and Parks:									
United States Fish and Wildlife Service	258	.....	258	573	.....	573	571	.....	571
National Park Service	341	(**)	341	755	(**)	755	694	(**)	694
<b>Total--Fish and Wildlife and Parks</b>	<b>599</b>	<b>(**)</b>	<b>599</b>	<b>1,328</b>	<b>(**)</b>	<b>1,328</b>	<b>1,264</b>	<b>(**)</b>	<b>1,264</b>
Indian Affairs:									
Bureau of Indian Affairs and Bureau of Indian Education	241	(**)	241	421	(**)	421	312	(**)	312
<b>Total--Indian Affairs</b>	<b>241</b>	<b>(**)</b>	<b>241</b>	<b>421</b>	<b>(**)</b>	<b>421</b>	<b>312</b>	<b>(**)</b>	<b>312</b>
Departmental Offices:									
Mineral Leasing and Associated Payments	303	.....	303	857	.....	857	1,044	.....	1,044
Other	18	.....	18	52	.....	52	53	.....	53
Insular Affairs	15	.....	15	46	.....	46	83	.....	83
Office of the Special Trustee for American Indians	10	.....	10	21	.....	21	20	.....	20
Department-Wide Programs	235	.....	235	710	.....	710	407	.....	407
<b>Total--Departmental Offices</b>	<b>580</b>	<b>.....</b>	<b>580</b>	<b>1,687</b>	<b>.....</b>	<b>1,687</b>	<b>1,606</b>	<b>.....</b>	<b>1,606</b>
Other	96	.....	96	252	.....	252	343	.....	343
Proprietary Receipts from the Public	.....	798	-798	.....	1,701	-1,701	.....	2,028	-2,028
Intrabudgetary Transactions	-89	5	-94	-225	5	-230	-99	.....	-99
<b>Total--Department of the Interior</b>	<b>1,986</b>	<b>811</b>	<b>1,176</b>	<b>4,727</b>	<b>1,723</b>	<b>3,004</b>	<b>4,564</b>	<b>2,060</b>	<b>2,504</b>
<b>Department of Justice:</b>									
General Administration	246	.....	246	385	.....	385	285	.....	285
Legal Activities and U.S. Marshals:									
General Legal Activities	287	.....	287	668	.....	668	442	.....	442
United States Attorneys	190	.....	190	449	.....	449	394	.....	394
United States Marshals Service	127	.....	127	300	.....	300	285	.....	285
Assets Forfeiture Fund	110	.....	110	169	.....	169	184	.....	184
Other	224	.....	224	392	.....	392	436	.....	436
Federal Bureau of Investigation	943	.....	943	2,095	.....	2,095	1,831	.....	1,831
Drug Enforcement Administration	218	.....	218	540	.....	540	508	.....	508
Bureau of Alcohol, Tobacco, Firearms, and Explosives	133	.....	133	296	.....	296	262	.....	262
Federal Prison System	705	40	665	1,521	80	1,440	1,465	69	1,397
Office of Justice Programs:									
State and Local Law Enforcement Assistance	159	.....	159	339	.....	339	385	.....	385
Community Oriented Policing Services	21	.....	21	53	.....	53	49	.....	49
Crime Victims Fund	148	.....	148	343	.....	343	398	.....	398
Other	128	.....	128	282	.....	282	265	.....	265
Other	54	.....	54	93	.....	93	131	.....	131
Proprietary Receipts from the Public	.....	14	-14	.....	26	-26	.....	15	-15
Intrabudgetary Transactions	62	.....	62	-220	.....	-220	181	.....	181
Offsetting Governmental Receipts	.....	59	-59	.....	119	-119	.....	106	-106
<b>Total--Department of Justice</b>	<b>3,754</b>	<b>113</b>	<b>3,641</b>	<b>7,706</b>	<b>226</b>	<b>7,480</b>	<b>7,501</b>	<b>189</b>	<b>7,312</b>

**Table 5. Outlays of the U.S. Government, November 2023 and Other Periods - Continued**

[\$ millions]

Classification	This Month			Current Fiscal Year to Date			Prior Fiscal Year to Date		
	Gross Outlays	Applicable Receipts	Outlays	Gross Outlays	Applicable Receipts	Outlays	Gross Outlays	Applicable Receipts	Outlays
<b>Department of Labor:</b>									
Employment and Training Administration:									
Training and Employment Services	281	.....	281	575	.....	575	534	.....	534
Office of Job Corps	123	.....	123	291	.....	291	273	.....	273
Community Service Employment for Older Americans	29	.....	29	59	.....	59	58	.....	58
Federal Unemployment Benefits and Allowances	11	.....	11	20	.....	20	33	.....	33
Federal Additional Unemployment Compensation Program-Recovery Act	5	.....	5	-5	.....	-5	59	.....	59
State Unemployment Insurance and Employment Service Operations	-193	.....	-193	-199	.....	-199	-21	.....	-21
Payments to the Unemployment Trust Fund	.....	.....	.....	.....	.....	.....	275	.....	275
Program Administration	17	.....	17	28	.....	28	18	.....	18
Unemployment Trust Fund:									
Federal-State Unemployment Insurance:									
State Unemployment Benefits	2,662	.....	2,662	5,284	.....	5,284	3,444	.....	3,444
State Administrative Expenses	488	.....	488	758	.....	758	676	.....	676
Federal Administrative Expenses	67	.....	67	79	.....	79	126	.....	126
Other	(**)	.....	(**)	36	.....	36	52	.....	52
Total--Unemployment Trust Fund	3,218	.....	3,218	6,157	.....	6,157	4,298	.....	4,298
Other	(**)	.....	(**)	(**)	.....	(**)	-2	.....	-2
Total--Employment and Training Administration	3,489	.....	3,489	6,926	.....	6,926	5,525	.....	5,525
Pension Benefit Guaranty Corporation	632	294	338	1,580	5,611	-4,030	1,458	4,198	-2,740
Office of Workers' Compensation Programs:									
Special Benefits	263	.....	263	-951	.....	-951	-862	.....	-862
Energy Employees Occupational Illness Compensation Fund	239	.....	239	436	.....	436	318	.....	318
Special Benefits for Disabled Coal Miners	4	.....	4	7	.....	7	7	.....	7
Black Lung Disability Trust Fund	16	.....	16	33	.....	33	35	.....	35
Other	28	.....	28	55	.....	55	53	.....	53
Wage and Hour Division	21	.....	21	47	.....	47	47	.....	47
Occupational Safety and Health Administration	42	.....	42	103	.....	103	99	.....	99
Mine Safety and Health Administration	28	.....	28	61	.....	61	58	.....	58
Bureau of Labor Statistics	33	.....	33	86	.....	86	84	.....	84
Departmental Management	70	.....	70	208	.....	208	176	.....	176
Other	28	.....	28	63	.....	63	55	.....	55
Proprietary Receipts from the Public	.....	(**)	(**)	.....	1	-1	.....	1	-1
Intrabudgetary Transactions	-41	.....	-41	-41	.....	-41	-250	.....	-250
<b>Total--Department of Labor</b>	<b>4,851</b>	<b>294</b>	<b>4,557</b>	<b>8,613</b>	<b>5,612</b>	<b>3,002</b>	<b>6,804</b>	<b>4,200</b>	<b>2,605</b>
<b>Department of State:</b>									
Administration of Foreign Affairs:									
Diplomatic and Consular Programs	901	.....	901	1,646	.....	1,646	1,394	.....	1,394
Educational and Cultural Exchange Programs	63	.....	63	129	.....	129	135	.....	135
Embassy Security, Construction, and Maintenance	135	.....	135	232	.....	232	214	.....	214
Payment to Foreign Service Retirement and Disability Fund	.....	.....	.....	.....	.....	.....	34	.....	34
Foreign Service Retirement and Disability Fund	98	.....	98	196	.....	196	179	.....	179
Other	652	.....	652	1,076	.....	1,076	1,054	.....	1,054
Total--Administration of Foreign Affairs	1,850	.....	1,850	3,279	.....	3,279	3,009	.....	3,009
International Organizations and Conferences	75	.....	75	279	.....	279	302	.....	302
Global Health and Child Survival	509	.....	509	1,505	.....	1,505	1,531	.....	1,531
Migration and Refugee Assistance	223	.....	223	704	.....	704	623	.....	623
International Narcotics Control and Law Enforcement	147	.....	147	319	.....	319	201	.....	201
Andean Counterdrug Programs	(**)	.....	(**)	(**)	.....	(**)	(**)	.....	(**)
Other	72	.....	72	131	.....	131	122	.....	122
Proprietary Receipts from the Public	.....	459	-459	.....	837	-837	.....	722	-722
Intrabudgetary Transactions	-52	.....	-52	-71	.....	-71	-146	.....	-146
<b>Total--Department of State</b>	<b>2,823</b>	<b>459</b>	<b>2,365</b>	<b>6,146</b>	<b>837</b>	<b>5,309</b>	<b>5,641</b>	<b>722</b>	<b>4,919</b>
<b>Department of Transportation:</b>									
Office of the Secretary	143	.....	143	290	.....	290	301	.....	301
Federal Aviation Administration:									
Operations	958	.....	958	1,140	.....	1,140	736	.....	736
Airport and Airway Trust Fund:									
Grants-In-Aid for Airports	495	.....	495	891	.....	891	871	.....	871

**Table 5. Outlays of the U.S. Government, November 2023 and Other Periods - Continued**

Classification	This Month			Current Fiscal Year to Date			Prior Fiscal Year to Date		
	Gross Outlays	Applicable Receipts	Outlays	Gross Outlays	Applicable Receipts	Outlays	Gross Outlays	Applicable Receipts	Outlays
<b>Department of Transportation: - Continued</b>									
Facilities and Equipment	250	.....	250	492	.....	492	451	.....	451
Research, Engineering, and Development	20	.....	20	40	.....	40	33	.....	33
Trust Fund Share of FAA Operations	.....	.....	.....	1,000	.....	1,000	1,300	.....	1,300
Total--Airport and Airway Trust Fund	765	.....	765	2,423	.....	2,423	2,655	.....	2,655
Other	247	23	224	412	23	389	528	9	520
Total--Federal Aviation Administration	1,970	23	1,947	3,975	23	3,952	3,919	9	3,910
Federal Highway Administration:									
Highway Trust Fund:									
Federal-Aid Highways	4,337	.....	4,337	9,161	.....	9,161	8,081	.....	8,081
Other	(**)	.....	(**)	(**)	.....	(**)	1	.....	1
Other Programs	588	.....	588	1,220	.....	1,220	1,032	.....	1,032
Total--Federal Highway Administration	4,925	.....	4,925	10,381	.....	10,381	9,115	.....	9,115
Federal Motor Carrier Safety Administration	61	.....	61	124	.....	124	123	.....	123
National Highway Traffic Safety Administration	127	.....	127	247	.....	247	216	.....	216
Federal Railroad Administration:									
Other	364	.....	364	399	.....	399	97	.....	97
Total--Federal Railroad Administration	364	.....	364	399	.....	399	97	.....	97
Federal Transit Administration:									
Formula Grants	(**)	.....	(**)	(**)	.....	(**)	.....	.....	.....
Capital Investment Grants	153	.....	153	318	.....	318	353	.....	353
Transit Formula Grants	852	.....	852	1,587	.....	1,587	1,410	.....	1,410
Other	697	.....	697	1,124	.....	1,124	2,233	.....	2,233
Total--Federal Transit Administration	1,703	.....	1,703	3,029	.....	3,029	3,996	.....	3,996
Maritime Administration	139	1	139	149	1	148	129	2	127
Other	54	5	49	108	5	103	110	8	102
Proprietary Receipts from the Public	.....	2	-2	.....	22	-22	.....	21	-21
Intrabudgetary Transactions:									
Other	(**)	.....	(**)	(**)	.....	(**)	1	.....	1
Offsetting Governmental Receipts	.....	(**)	(**)	.....	1	-1	.....	(**)	(**)
<b>Total--Department of Transportation</b>	<b>9,486</b>	<b>31</b>	<b>9,455</b>	<b>18,701</b>	<b>52</b>	<b>18,650</b>	<b>18,007</b>	<b>40</b>	<b>17,967</b>
<b>Department of the Treasury:</b>									
Departmental Offices:									
Exchange Stabilization Fund	.....	197	-197	112	267	-155	.....	142	-142
Housing and Economic Recovery Programs	(**)	.....	(**)	(**)	.....	(**)	(**)	.....	(**)
Troubled Asset Relief Program	.....	.....	.....	.....	.....	.....	46	.....	46
ESF - Economic Stabilization Program	(**)	.....	(**)	(**)	.....	(**)	2	.....	2
Air Carrier Worker Support	(**)	.....	(**)	(**)	.....	(**)	-2	.....	-2
Coronavirus Relief Fund	26	.....	26	130	.....	130	1,183	.....	1,183
Emergency Capital Investment Program	22	.....	22	185	.....	185	73	.....	73
Emergency Rental Assistance	-47	.....	-47	-88	.....	-88	1,356	.....	1,356
Transportation Services	3	.....	3	5	.....	5	2	.....	2
Other	484	.....	484	778	.....	778	1,481	.....	1,481
Bureau of the Fiscal Service:									
Payment to the Resolution Funding Corporation	.....	.....	.....	244	.....	244	244	.....	244
Financial Agent Services	102	.....	102	212	.....	212	174	.....	174
Claims, Judgements, and Relief Acts	179	.....	179	297	.....	297	192	.....	192
Other	66	(**)	66	127	(**)	127	138	(**)	138
Total--Bureau of the Fiscal Service	347	(**)	347	879	(**)	879	748	(**)	747
Federal Financing Bank	-81	.....	-81	-498	.....	-498	-157	.....	-157
Alcohol and Tobacco Tax and Trade Bureau:									
Salaries and Expenses	12	.....	12	26	.....	26	24	.....	24
Internal Revenue Collections for Puerto Rico	29	.....	29	58	.....	58	57	.....	57
Bureau of Engraving and Printing	-6	.....	-6	-4	.....	-4	3	.....	3
United States Mint	266	282	-16	626	743	-117	623	553	71
Internal Revenue Service:									
Taxpayer Services	318	.....	318	750	.....	750	703	.....	703
Enforcement	469	.....	469	1,110	.....	1,110	1,012	.....	1,012
Operations Support	476	.....	476	1,128	.....	1,128	888	.....	888
Build America Bond Payments, Recovery Act	215	.....	215	321	.....	321	590	.....	590
Refundable Premium Tax Credits and Cost Sharing	.....	.....	.....	.....	.....	.....	.....	.....	.....
Reductions	8,041	.....	8,041	14,987	.....	14,987	11,817	.....	11,817
Payment Where Earned Income Credit Exceeds Liability for Tax	153	.....	153	638	.....	638	1,413	.....	1,413

**Table 5. Outlays of the U.S. Government, November 2023 and Other Periods - Continued**

[\$ millions]

Classification	This Month			Current Fiscal Year to Date			Prior Fiscal Year to Date		
	Gross Outlays	Applicable Receipts	Outlays	Gross Outlays	Applicable Receipts	Outlays	Gross Outlays	Applicable Receipts	Outlays
<b>Department of the Treasury: - Continued</b>									
Payment Where Child Tax Credit Exceeds Liability for Tax	134	.....	134	419	.....	419	2,436	.....	2,436
Payment Where American Opportunity Tax Credit Exceeds Liability for Tax	11	.....	11	56	.....	56	140	.....	140
Refunding Internal Revenue Collections, Interest	387	.....	387	713	.....	713	871	.....	871
Other	301	.....	301	534	.....	534	7,277	1	7,275
<b>Total--Internal Revenue Service</b>	<b>10,507</b>	<b>.....</b>	<b>10,507</b>	<b>20,656</b>	<b>.....</b>	<b>20,656</b>	<b>27,146</b>	<b>1</b>	<b>27,144</b>
Comptroller of the Currency	110	11	99	249	18	231	221	14	207
Interest on the Public Debt:									
Interest on Treasury Debt Securities (Gross):									
Public Issues (Accrual Basis)	69,148	.....	69,148	141,901	.....	141,901	84,998	.....	84,998
Special Issues (Cash Basis)	10,775	.....	10,775	26,948	.....	26,948	17,595	.....	17,595
<b>Total--Interest on Treasury Debt Securities (Gross)</b>	<b>79,923</b>	<b>.....</b>	<b>79,923</b>	<b>168,849</b>	<b>.....</b>	<b>168,849</b>	<b>102,593</b>	<b>.....</b>	<b>102,593</b>
<b>Total--Interest on the Public Debt</b>	<b>79,923</b>	<b>.....</b>	<b>79,923</b>	<b>168,849</b>	<b>.....</b>	<b>168,849</b>	<b>102,593</b>	<b>.....</b>	<b>102,593</b>
Other	8	.....	8	23	10	13	29	.....	29
Proprietary Receipts from the Public	.....	220	-220	.....	452	-452	.....	-1,609	1,609
Intrabudgetary Transactions	-396	.....	-396	-573	.....	-573	-122	.....	-122
<b>Total--Department of the Treasury</b>	<b>91,208</b>	<b>710</b>	<b>90,498</b>	<b>191,416</b>	<b>1,490</b>	<b>189,926</b>	<b>135,304</b>	<b>-898</b>	<b>136,203</b>
<b>Department of Veterans Affairs:</b>									
Joint DOD-VA Medical Facility Demonstration Fund	50	.....	50	92	.....	92	76	.....	76
Veterans Health Administration:									
Veterans Choice Fund, Veterans Health Administration	(**)	.....	(**)	(**)	.....	(**)	(**)	.....	(**)
Medical Services	9,124	.....	9,124	18,172	.....	18,172	14,901	.....	14,901
Medical Support and Compliance	844	.....	844	1,675	.....	1,675	1,301	.....	1,301
Medical Facilities	650	.....	650	1,292	.....	1,292	1,115	.....	1,115
Other	252	35	218	471	76	396	496	63	433
Benefits Programs:									
Public Enterprise Funds:									
Housing Accounts	(**)	(**)	(**)	(**)	1	(**)	(**)	1	-1
Other	74	195	-121	193	292	-99	129	246	-117
Compensation and Pensions	13,217	.....	13,217	14,219	.....	14,219	11,920	.....	11,920
Readjustment Benefits	1,249	.....	1,249	2,115	.....	2,115	1,921	.....	1,921
Veterans Housing Benefit Program Fund	14	.....	14	.....	.....	.....	16	.....	16
Insurance Funds:									
National Service Life	16	.....	16	44	.....	44	59	.....	59
Veterans Special Life	9	(**)	8	23	1	22	27	1	26
Other	119	4	116	215	7	208	4	(**)	4
<b>Total--Benefits Programs</b>	<b>14,697</b>	<b>199</b>	<b>14,498</b>	<b>16,810</b>	<b>301</b>	<b>16,508</b>	<b>14,076</b>	<b>248</b>	<b>13,828</b>
Departmental Administration:									
Construction	108	.....	108	165	.....	165	239	.....	239
Information Technology Systems	408	.....	408	977	.....	977	787	.....	787
General Operating Expenses	627	.....	627	1,182	.....	1,182	902	.....	902
Other	283	.....	283	746	.....	746	991	.....	991
Proprietary Receipts from the Public:									
National Service Life	.....	1	-1	.....	2	-2	.....	(**)	(**)
Other	.....	358	-358	.....	729	-729	.....	688	-688
Intrabudgetary Transactions	-2	.....	-2	11	.....	11	29	.....	29
<b>Total--Department of Veterans Affairs</b>	<b>27,042</b>	<b>592</b>	<b>26,450</b>	<b>41,593</b>	<b>1,107</b>	<b>40,485</b>	<b>34,913</b>	<b>999</b>	<b>33,914</b>
<b>Corps of Engineers:</b>									
Construction	349	.....	349	712	.....	712	442	.....	442
Operation and Maintenance	462	.....	462	858	.....	858	753	.....	753
Flood Control and Coastal Emergencies	237	.....	237	426	.....	426	179	.....	179
Rivers and Harbors Contributed Funds	46	.....	46	53	.....	53	58	.....	58
Other	349	.....	349	458	.....	458	313	.....	313
Proprietary Receipts from the Public	.....	90	-90	.....	141	-141	.....	131	-131
Intrabudgetary Transactions	(**)	.....	(**)	(**)	.....	(**)	1	.....	1
<b>Total--Corps of Engineers</b>	<b>1,443</b>	<b>90</b>	<b>1,353</b>	<b>2,507</b>	<b>141</b>	<b>2,366</b>	<b>1,745</b>	<b>131</b>	<b>1,614</b>
<b>Other Defense Civil Programs:</b>									
Military Retirement:									
Payment to Military Retirement Fund	.....	.....	.....	151,521	.....	151,521	120,438	.....	120,438
Military Retirement Fund	6,341	.....	6,341	6,876	.....	6,876	6,286	.....	6,286
Retiree Health Care:									
Payment to Department of Defense Medicare-Eligible Retiree Health Care Fund	.....	.....	.....	9,584	.....	9,584	9,981	.....	9,981

**Table 5. Outlays of the U.S. Government, November 2023 and Other Periods - Continued**

[\$ millions]

Classification	This Month			Current Fiscal Year to Date			Prior Fiscal Year to Date		
	Gross Outlays	Applicable Receipts	Outlays	Gross Outlays	Applicable Receipts	Outlays	Gross Outlays	Applicable Receipts	Outlays
<b>Other Defense Civil Programs: - Continued</b>									
Department of Defense Medicare-Eligible Retiree Health Care Fund	741	.....	741	2,173	.....	2,173	2,134	.....	2,134
Educational Benefits	18	.....	18	35	.....	35	34	.....	34
Other	30	.....	30	55	.....	55	49	.....	49
Proprietary Receipts from the Public	.....	2	-2	.....	5	-5	.....	6	-6
Intrabudgetary Transactions	-1,099	.....	-1,099	-165,774	.....	-165,774	-133,468	.....	-133,468
<b>Total--Other Defense Civil Programs</b>	<b>6,032</b>	<b>2</b>	<b>6,029</b>	<b>4,470</b>	<b>5</b>	<b>4,465</b>	<b>5,454</b>	<b>6</b>	<b>5,449</b>
<b>Environmental Protection Agency:</b>									
Science and Technology	65	.....	65	143	.....	143	130	.....	130
Environmental Programs and Management	228	.....	228	502	.....	502	399	.....	399
State and Tribal Assistance Grants	515	.....	515	1,148	.....	1,148	703	.....	703
Payment to the Hazardous Substance Superfund	438	.....	438	438	.....	438	.....	.....	.....
Hazardous Substance Superfund	162	.....	162	324	.....	324	260	.....	260
Other	35	3	32	-27	6	-33	-4	4	-8
Proprietary Receipts from the Public	.....	61	-61	.....	180	-180	.....	35	-35
Intrabudgetary Transactions	-451	.....	-451	-414	.....	-414	30	.....	30
Offsetting Governmental Receipts	.....	2	-2	.....	3	-3	.....	2	-2
<b>Total--Environmental Protection Agency</b>	<b>991</b>	<b>66</b>	<b>926</b>	<b>2,115</b>	<b>189</b>	<b>1,926</b>	<b>1,518</b>	<b>42</b>	<b>1,476</b>
<b>Executive Office of the President:</b>									
The White House	6	.....	6	12	.....	12	10	.....	10
Office of Management and Budget	10	.....	10	20	.....	20	18	.....	18
Unanticipated Needs	5	.....	5	9	.....	9	8	.....	8
Other	24	.....	24	51	.....	51	42	.....	42
Proprietary Receipts from the Public	.....	(**)	(**)	.....	(**)	(**)	.....	(**)	(**)
Intrabudgetary Transactions	2	.....	2	2	.....	2	1	.....	1
<b>Total--Executive Office of the President</b>	<b>46</b>	<b>(**)</b>	<b>46</b>	<b>94</b>	<b>(**)</b>	<b>94</b>	<b>79</b>	<b>(**)</b>	<b>79</b>
<b>General Services Administration:</b>									
Real Property Activities	-39	.....	-39	44	.....	44	-156	.....	-156
Supply and Technology Activities	-42	.....	-42	-42	.....	-42	24	.....	24
General Activities	26	.....	26	32	.....	32	43	.....	43
Proprietary Receipts from the Public	.....	-17	17	.....	16	-16	.....	68	-68
Intrabudgetary Transactions	-2	.....	-2	(**)	.....	(**)	1	.....	1
<b>Total--General Services Administration</b>	<b>-57</b>	<b>-17</b>	<b>-39</b>	<b>35</b>	<b>16</b>	<b>19</b>	<b>-87</b>	<b>68</b>	<b>-155</b>
<b>International Assistance Programs:</b>									
Millennium Challenge Corporation	57	.....	57	129	.....	129	100	.....	100
International Security Assistance:									
Foreign Military Financing Program	101	.....	101	1,885	.....	1,885	2,328	.....	2,328
Economic Support Fund	351	.....	351	731	.....	731	5,000	.....	5,000
Other	161	-2	163	236	-2	238	210	.....	210
<b>Total--International Security Assistance</b>	<b>612</b>	<b>-2</b>	<b>614</b>	<b>2,852</b>	<b>-2</b>	<b>2,854</b>	<b>7,539</b>	.....	<b>7,539</b>
Multilateral Assistance:									
Other	59	.....	59	511	.....	511	582	.....	582
<b>Total--Multilateral Assistance</b>	<b>59</b>	.....	<b>59</b>	<b>511</b>	.....	<b>511</b>	<b>582</b>	.....	<b>582</b>
Agency for International Development:									
Development Assistance Program	273	.....	273	512	.....	512	509	.....	509
Assistance for Europe, Eurasia and Central Asia	94	.....	94	155	.....	155	144	.....	144
International Disaster Assistance	472	.....	472	1,255	.....	1,255	1,970	.....	1,970
Operating Expenses	152	.....	152	327	.....	327	270	.....	270
Other	41	(**)	41	-246	(**)	-246	-296	(**)	-296
Proprietary Receipts from the Public	.....	5	-5	.....	6	-6	.....	8	-8
Intrabudgetary Transactions	-2	.....	-2	3	.....	3	4	.....	4
<b>Total--Agency for International Development</b>	<b>1,030</b>	<b>5</b>	<b>1,025</b>	<b>2,006</b>	<b>6</b>	<b>2,001</b>	<b>2,600</b>	<b>8</b>	<b>2,593</b>
Overseas Private Investment Corporation:									
Overseas Private Investment Corporation Accounts	.....	.....	.....	.....	.....	.....	1	.....	1
<b>Total--Overseas Private Investment Corporation</b>	.....	.....	.....	.....	.....	.....	<b>1</b>	.....	<b>1</b>
Peace Corps	37	(**)	37	74	(**)	74	63	(**)	63
Proprietary Receipts	.....	(**)	(**)	.....	(**)	(**)	.....	(**)	(**)
Military Sales Program:									
Foreign Military Sales Trust Fund	3,727	.....	3,727	7,128	.....	7,128	5,113	.....	5,113
Other	6	4	2	17	10	7	-29	23	-52
Proprietary Receipts from the Public	.....	909	-909	.....	5,284	-5,284	.....	6,691	-6,691
Other	104	38	65	172	68	104	127	76	51
<b>Total--International Assistance Programs</b>	<b>5,632</b>	<b>955</b>	<b>4,677</b>	<b>12,889</b>	<b>5,366</b>	<b>7,523</b>	<b>16,095</b>	<b>6,798</b>	<b>9,298</b>

**Table 5. Outlays of the U.S. Government, November 2023 and Other Periods - Continued**

[\$ millions]

Classification	This Month			Current Fiscal Year to Date			Prior Fiscal Year to Date		
	Gross Outlays	Applicable Receipts	Outlays	Gross Outlays	Applicable Receipts	Outlays	Gross Outlays	Applicable Receipts	Outlays
<b>National Aeronautics and Space Administration:</b>									
Science	618	.....	618	1,273	.....	1,273	1,220	.....	1,220
Aeronautics	87	.....	87	165	.....	165	143	.....	143
Exploration	634	.....	634	1,241	.....	1,241	1,120	.....	1,120
Cross Agency Support	318	.....	318	507	.....	507	495	.....	495
Space Operations	450	.....	450	759	.....	759	553	.....	553
Other	146	.....	146	284	.....	284	296	.....	296
Proprietary Receipts from the Public	.....	(**)	(**)	.....	(**)	(**)	.....	1	-1
Intrabudgetary Transactions	(**)	.....	(**)	(**)	.....	(**)	-1	.....	-1
<b>Total--National Aeronautics and Space Administration</b>	<b>2,252</b>	<b>(**)</b>	<b>2,251</b>	<b>4,228</b>	<b>(**)</b>	<b>4,228</b>	<b>3,825</b>	<b>1</b>	<b>3,824</b>
<b>National Science Foundation:</b>									
Research and Related Activities	508	.....	508	1,070	.....	1,070	1,094	.....	1,094
Education and Human Resources	95	.....	95	212	.....	212	177	.....	177
Other	57	.....	57	98	.....	98	77	.....	77
Proprietary Receipts from the Public	.....	5	-5	.....	5	-5	.....	4	-4
<b>Total--National Science Foundation</b>	<b>660</b>	<b>5</b>	<b>655</b>	<b>1,381</b>	<b>5</b>	<b>1,376</b>	<b>1,348</b>	<b>4</b>	<b>1,344</b>
<b>Office of Personnel Management:</b>									
Government Payment for Annuitants, Employees Health and Life Insurance Benefits	1,235	.....	1,235	2,476	.....	2,476	2,344	.....	2,344
Postal Service Retiree Health Benefits Fund	368	.....	368	736	.....	736	695	.....	695
Civil Service Retirement and Disability Fund	8,692	.....	8,692	17,742	.....	17,742	16,484	.....	16,484
Employees Life Insurance Fund	304	355	-51	621	731	-110	629	667	-38
Employees and Retired Employees Health Benefits Fund	5,870	5,304	566	11,709	10,903	806	10,697	10,033	664
Other	18	.....	18	98	.....	98	79	.....	79
Proprietary Receipts from the Public	.....	(**)	(**)	.....	(**)	(**)	.....	2	-2
Intrabudgetary Transactions:									
Postal Service Contributions	-4	.....	-4	-7	.....	-7	-7	.....	-7
Civil Service Retirement and Disability Fund:									
Other	-3	.....	-3	-8	.....	-8	-7	.....	-7
<b>Total--Office of Personnel Management</b>	<b>16,478</b>	<b>5,659</b>	<b>10,819</b>	<b>33,366</b>	<b>11,634</b>	<b>21,732</b>	<b>30,914</b>	<b>10,701</b>	<b>20,213</b>
<b>Small Business Administration:</b>									
Salaries and Expenses	26	.....	26	101	.....	101	155	.....	155
Business Loans Program	38	(**)	38	63	(**)	63	56	1	55
Disaster Loans Program	53	(**)	53	108	(**)	108	109	(**)	109
Other	26	2	23	55	5	51	157	5	152
Proprietary Receipts from the Public	.....	4	-4	.....	-3	3	.....	23	-23
Intrabudgetary Transactions	-3	.....	-3	-2	.....	-2	(**)	.....	(**)
<b>Total--Small Business Administration</b>	<b>140</b>	<b>6</b>	<b>134</b>	<b>326</b>	<b>1</b>	<b>325</b>	<b>476</b>	<b>29</b>	<b>447</b>
<b>Social Security Administration:</b>									
Payments to Social Security Trust Funds	27	.....	27	13,019	.....	13,019	13,090	.....	13,090
Supplemental Security Income Program	5,548	.....	5,548	5,851	.....	5,851	5,437	.....	5,437
Federal Old-Age and Survivors Insurance Trust Fund (Off-Budget):									
Benefit Payments	103,362	.....	103,362	207,324	.....	207,324	184,001	.....	184,001
Administrative Expenses	402	.....	402	731	.....	731	654	.....	654
<b>Total--Federal Old-Age and Survivors Insurance Trust Fund (Off-Budget)</b>	<b>103,764</b>	<b>.....</b>	<b>103,764</b>	<b>208,055</b>	<b>.....</b>	<b>208,055</b>	<b>184,655</b>	<b>.....</b>	<b>184,655</b>
Federal Disability Insurance Trust Fund (Off-Budget):									
Benefit Payments	12,352	.....	12,352	25,124	.....	25,124	23,703	.....	23,703
Administrative Expenses	247	.....	247	456	.....	456	425	.....	425
<b>Total--Federal Disability Insurance Trust Fund (Off-Budget)</b>	<b>12,599</b>	<b>.....</b>	<b>12,599</b>	<b>25,580</b>	<b>.....</b>	<b>25,580</b>	<b>24,127</b>	<b>.....</b>	<b>24,127</b>
Other	22	.....	22	24	.....	24	20	.....	20
Proprietary Receipts from the Public:									
On-Budget	.....	367	-367	.....	367	-367	.....	352	-352
Off-Budget	.....	2	-2	.....	4	-4	.....	4	-4
Intrabudgetary Transactions:									
Off-Budget <sup>1</sup>	-27	.....	-27	-13,019	.....	-13,019	-13,274	.....	-13,274
<b>Total--Social Security Administration</b>	<b>121,933</b>	<b>368</b>	<b>121,565</b>	<b>239,509</b>	<b>371</b>	<b>239,138</b>	<b>214,057</b>	<b>356</b>	<b>213,701</b>
Independent Agencies	.....	.....	.....	.....	.....	.....	.....	.....	.....
United States Agency for Global Media	84	(**)	84	133	(**)	133	97	(**)	97
Bureau of Consumer Financial Protection	48	(**)	48	120	(**)	120	115	.....	115

**Table 5. Outlays of the U.S. Government, November 2023 and Other Periods - Continued**

Classification	This Month			Current Fiscal Year to Date			Prior Fiscal Year to Date		
	Gross Outlays	Applicable Receipts	Outlays	Gross Outlays	Applicable Receipts	Outlays	Gross Outlays	Applicable Receipts	Outlays
Independent Agencies - Continued									
Corporation for National and Community Service	78	(**)	77	203	(**)	202	160	(**)	160
Corporation for Public Broadcasting	.....	.....	.....	525	.....	525	475	.....	475
District of Columbia:									
Courts	25	.....	25	50	.....	50	48	.....	48
General and Special Payments	25	.....	25	109	26	83	106	22	84
Equal Employment Opportunity Commission	48	(**)	48	91	(**)	91	82	(**)	82
Export-Import Bank of the United States	6	.....	6	15	(**)	15	16	.....	16
Federal Communications Commission:									
Universal Service Fund	685	.....	685	1,448	.....	1,448	1,343	.....	1,343
Other	943	2	941	1,790	6	1,785	1,396	4	1,391
Federal Deposit Insurance Corporation:									
Deposit Insurance Fund	47,175	.....	47,175	62,070	.....	62,070	-523	.....	-523
FSLIC Resolution Fund	(**)	4	-4	(**)	9	-9	(**)	5	-5
Total--Federal Deposit Insurance Corporation	47,175	4	47,171	62,071	9	62,062	-523	5	-528
Federal Drug Control Programs	28	.....	28	48	.....	48	48	.....	48
Federal Housing Finance Agency	29	.....	29	62	.....	62	57	.....	57
Institute of Museum and Library Services	29	.....	29	53	(**)	53	64	.....	64
Intelligence Community Management Account	71	.....	71	95	.....	95	61	.....	61
Legal Services Corporation	.....	.....	.....	73	.....	73	103	.....	103
National Archives and Records Administration	36	1	36	83	3	80	80	1	79
National Credit Union Administration	28	136	-109	174	641	-468	160	703	-542
National Endowment for the Arts	18	(**)	18	43	(**)	43	38	(**)	38
National Endowment for the Humanities	14	(**)	14	31	(**)	31	37	.....	37
National Labor Relations Board	24	(**)	24	48	(**)	48	45	(**)	45
Nuclear Regulatory Commission	70	76	-6	143	197	-54	140	161	-22
Postal Service:									
Off-Budget:									
Public Enterprise Funds	6,802	7,056	-254	15,293	14,338	956	15,160	13,942	1,218
Other	57	.....	57	93	.....	93	55	.....	55
Railroad Retirement Board:									
Federal Windfall Subsidy	1	.....	1	1	.....	1	1	.....	1
Federal Payments to the Railroad Retirement Accounts	1	.....	1	208	.....	208	205	.....	205
Railroad Unemployment Insurance Trust Fund:									
Benefit Payments	5	.....	5	9	.....	9	12	.....	12
Transfer To Administrative Funds	2	.....	2	4	.....	4	3	.....	3
Other	(**)	.....	(**)	(**)	.....	(**)	(**)	.....	(**)
Rail Industry Pension Fund:									
Benefit Payments	478	.....	478	958	.....	958	938	.....	938
OASDI Certifications	(**)	.....	(**)	(**)	.....	(**)	-1	.....	-1
Transfer to Administrative Funds	8	.....	8	17	.....	17	16	.....	16
Other	(**)	.....	(**)	(**)	.....	(**)	(**)	.....	(**)
National Railroad Retirement Investment Trust:									
Administrative Expenses	1	.....	1	6	.....	6	8	.....	8
Transfers to the Railroad Retirement Trust Funds from the National Railroad Retirement Investment Trust	.....	.....	.....	.....	.....	.....	88	.....	88
Railroad Social Security Equivalent Benefit Account:									
Benefit Payments	698	.....	698	1,398	.....	1,398	1,307	.....	1,307
Transfer To Administrative Funds	2	.....	2	3	.....	3	4	.....	4
Other	-2	.....	-2	-4	.....	-4	-3	.....	-3
Proprietary Receipts from the Public	.....	-470	470	.....	-1,085	1,085	.....	-677	677
Intrabudgetary Transactions:									
Other	-1	.....	-1	-209	.....	-209	-294	.....	-294
Total--Railroad Retirement Board	1,191	-470	1,661	2,392	-1,085	3,477	2,284	-677	2,961
Securities and Exchange Commission	205	(**)	205	765	-1	766	375	(**)	375
Smithsonian Institution	123	(**)	123	239	(**)	239	225	(**)	225
Tennessee Valley Authority	3,844	3,490	354	8,003	7,620	383	6,131	6,018	113
Other	240	37	202	791	88	703	800	89	711
<b>Total--Independent Agencies</b>	<b>61,925</b>	<b>10,333</b>	<b>51,592</b>	<b>94,983</b>	<b>21,841</b>	<b>73,142</b>	<b>29,178</b>	<b>20,269</b>	<b>8,909</b>
<b>Undistributed Offsetting Receipts:</b>									
Other Interest	-1	.....	-1	-1	.....	-1	-1	(**)	-1
Employer Share, Employee Retirement:									
Department of Health and Human Services:									
Federal Hospital Insurance Trust Fund:									



**Table 5. Outlays of the U.S. Government, November 2023 and Other Periods - Continued**

Classification	This Month			Current Fiscal Year to Date			Prior Fiscal Year to Date		
	Gross Outlays	Applicable Receipts	Outlays	Gross Outlays	Applicable Receipts	Outlays	Gross Outlays	Applicable Receipts	Outlays
<b>Undistributed Offsetting Receipts: - Continued</b>									
Federal Employer Contributions	-390	.....	-390	-780	.....	-780	-756	.....	-756
Postal Service Employer Contributions	-65	.....	-65	-130	.....	-130	-110	.....	-110
Department of State:									
Foreign Service Retirement and Disability Fund	-46	.....	-46	-82	.....	-82	-63	.....	-63
Other Defense Civil Programs:									
Military Retirement Fund	-1,810	.....	-1,810	-24,335	.....	-24,335	-14,980	.....	-14,980
Department of Defense Medicare-Eligible Retiree Health Care Fund	-36	.....	-36	-10,837	.....	-10,837	-10,033	.....	-10,033
Office of Personnel Management:									
Civil Service Retirement and Disability Fund	-4,118	.....	-4,118	-8,714	.....	-8,714	-7,895	.....	-7,895
Social Security Administration:									
Federal Old-Age and Survivors Insurance Trust Fund:									
Federal Employer Contributions	-1,437	.....	-1,437	-2,874	.....	-2,874	-2,690	.....	-2,690
Federal Disability Insurance Trust Fund:									
Federal Employer Contributions	-244	.....	-244	-488	.....	-488	-456	.....	-456
Other	(**)	.....	(**)	(**)	.....	(**)	(**)	.....	(**)
Total--Employer Share, Employee Retirement	-8,147	.....	-8,147	-48,240	.....	-48,240	-36,983	.....	-36,983
Interest Received by Trust Funds:									
Judicial Branch:									
Judicial Survivors Annuity Fund	-4	.....	-4	-6	.....	-6	-5	.....	-5
Department of Health and Human Services:									
Federal Hospital Insurance Trust Fund	-107	.....	-107	-163	.....	-163	-107	.....	-107
Federal Supplementary Medical Insurance Trust Fund	-98	.....	-98	-133	.....	-133	-114	.....	-114
Department of Homeland Security:									
Oil Spill Liability Trust Fund	-26	.....	-26	-69	.....	-69	-27	.....	-27
Other	(**)	.....	(**)	-8	.....	-8	-4	.....	-4
Department of Labor:									
Unemployment Trust Fund	-30	.....	-30	-50	.....	-50	-28	.....	-28
Department of State:									
Foreign Service Retirement and Disability Fund	(**)	.....	(**)	-1	.....	-1	(**)	.....	(**)
Department of Transportation:									
Airport and Airway Trust Fund	-19	.....	-19	-34	.....	-34	-12	.....	-12
Department of Veterans Affairs:									
National Service Life Insurance Fund	(**)	.....	(**)	(**)	.....	(**)	-1	.....	-1
United States Government Life Insurance Fund	(**)	.....	(**)	(**)	.....	(**)	(**)	.....	(**)
Corps of Engineers	-45	.....	-45	-100	.....	-100	-25	.....	-25
Other Defense Civil Programs:									
Military Retirement Fund	-5,031	.....	-5,031	-13,229	.....	-13,229	-6,894	.....	-6,894
Educational Benefits Fund	-1	.....	-1	-3	.....	-3	-1	.....	-1
Armed Forces Retirement Home	-1	.....	-1	-2	.....	-2	-1	.....	-1
Environmental Protection Agency	-11	.....	-11	-24	.....	-24	-8	.....	-8
Office of Personnel Management:									
Civil Service Retirement and Disability Fund	-83	.....	-83	-127	.....	-127	-75	.....	-75
Social Security Administration:									
Federal Old-Age and Survivors Insurance Trust Fund	-710	.....	-710	-1,508	.....	-1,508	-1,878	.....	-1,878
Federal Disability Insurance Trust Fund	-37	.....	-37	-68	.....	-68	-147	.....	-147
Independent Agencies:									
Railroad Retirement Board	(**)	.....	(**)	-3	.....	-3	3	.....	3
Other	-4	.....	-4	-9	.....	-9	-2	.....	-2
Other	-546	.....	-546	-1,136	.....	-1,136	-782	.....	-782
Total--Interest Received by Trust Funds	-6,755	.....	-6,755	-16,671	.....	-16,671	-10,108	.....	-10,108
Rents and Royalties on the Outer Continental Shelf Lands	.....	674	-674	.....	1,513	-1,513	.....	1,286	-1,286
<b>Total--Undistributed Offsetting Receipts</b>	<b>-14,903</b>	<b>674</b>	<b>-15,577</b>	<b>-64,913</b>	<b>1,513</b>	<b>-66,426</b>	<b>-47,091</b>	<b>1,287</b>	<b>-48,378</b>
<b>Total Outlays</b>	<b>629,404</b>	<b>40,562</b>	<b>588,842</b>	<b>1,148,056</b>	<b>89,217</b>	<b>1,058,839</b>	<b>993,427</b>	<b>86,407</b>	<b>907,020</b>
<b>Total On-Budget</b>	<b>508,637</b>	<b>33,504</b>	<b>475,132</b>	<b>916,992</b>	<b>74,875</b>	<b>842,116</b>	<b>787,874</b>	<b>72,461</b>	<b>715,412</b>
<b>Total Off-Budget</b>	<b>120,767</b>	<b>7,058</b>	<b>113,710</b>	<b>231,064</b>	<b>14,341</b>	<b>216,723</b>	<b>205,553</b>	<b>13,946</b>	<b>191,607</b>
<b>Total Surplus (+) or Deficit (-)</b>			<b>-314,012</b>			<b>-380,576</b>			<b>-336,409</b>
<b>Total On-Budget</b>			<b>-288,139</b>			<b>-333,276</b>			<b>-302,313</b>
<b>Total Off-Budget</b>			<b>-25,873</b>			<b>-47,300</b>			<b>-34,096</b>

Table 5. Outlays of the U.S. Government, November 2023 and Other Periods - Continued  
[\$ millions]

MEMORANDUM		
Receipts Offset Against Outlays (In Millions)		
	Current Fiscal Year to Date	Comparable Period Prior Fiscal Year
Proprietary Receipts	38,659	40,553
Intrabudgetary Transactions	319,059	264,716
Governmental Receipts	2,416	2,350
Total Receipts Offset Against Outlays	360,134	307,618

1 Includes FICA and SECA tax credits, non-contributory military service credits, special benefits for the aged and credit for the unnegotiated OASI benefit checks.

Note: Details may not add to totals due to rounding.  
... No Transactions  
(\*\*) Less than absolute value of \$500,000

**Table 6. Means of Financing the Deficit or Disposition of Surplus by the U.S. Government, November 2023 and Other Periods**

Assets and Liabilities Directly Related to Budget Off-Budget Activity	Net Transactions (-) denotes net reduction of either liability or asset accounts			Account Balances Current Fiscal Year		
	This Month	Fiscal Year to Date		Beginning of		Close of This Month
		This Year	Prior Year	This Year	This Month	
Liability Accounts:						
Borrowing from the Public:						
Treasury Securities, Issued Under General Financing Authorities:						
Debt Held by the Public	267,600	513,680	254,264	26,330,142	26,576,221	26,843,821
Intragovernmental Holdings	-88,501	197,666	230,147	6,837,192	7,123,358	7,034,857
Total Treasury Securities Outstanding	179,099	711,345	484,411	33,167,334	33,699,580	33,878,679
Plus Premium on Treasury Securities	-585	-1,188	-1,182	65,691	65,088	64,503
Less Discount on Treasury Securities	5,982	63,355	52,833	264,594	321,967	327,949
Total Treasury Securities Net of Premium and Discount	172,532	646,802	430,395	32,968,431	33,442,700	33,615,232
Agency Securities, Issued Under Special Financing Authorities (See Schedule B; for Other Agency Borrowing, See Schedule C)	355	383	117	19,568	19,596	19,951
Total Federal Securities	172,888	647,185	430,513	32,987,998	33,462,296	33,635,183
Deduct:						
Federal Securities Held as Investments of Government Accounts (See Schedule D)	-88,709	194,825	229,836	6,817,835	7,101,369	7,012,660
Less Discount on Federal Securities Held as Investments of Government Accounts	-536	34,748	37,563	69,341	104,625	104,088
Net Federal Securities Held as Investments of Government Accounts	-88,173	160,077	192,273	6,748,494	6,996,745	6,908,572
Total Borrowing from the Public	261,061	487,108	238,240	26,239,504	26,465,551	26,726,612
Accrued Interest Payable to the Public	-30,278	-29,486	-13,117	116,746	117,538	87,260
Allocations of Special Drawing Rights	2,200	2,103	4,016	151,041	150,945	153,144
Uninvested Balances, Deposit Funds	2,922	-4,434	5,910	30,564	23,209	26,130
Miscellaneous Liability Accounts (Includes Checks Outstanding Etc.)	1,587	17,245	4,621	29,359	45,017	46,604
Total Liability Accounts	237,491	472,536	239,670	26,567,214	26,802,260	27,039,750
Asset Accounts (Deduct)						
Cash and Monetary Assets:						
U.S. Treasury Operating Cash:						
Federal Reserve Account <sup>1</sup>	-73,561	101,962	-103,203	656,889	832,412	758,851
Balance	-73,561	101,962	-103,203	656,889	832,412	758,851
Special Drawing Rights:						
Total Holdings	2,793	3,178	5,432	162,058	162,443	165,236
SDR Certificates Issued to Federal Reserve Banks	.....	.....	.....	-5,200	-5,200	-5,200
Balance	2,793	3,178	5,432	156,858	157,243	160,036
Reserve Position on the U.S. Quota in the IMF:						
U.S. Subscription to International Monetary Fund:						
Direct Quota Payments	.....	.....	.....	111,629	111,629	111,629
Maintenance of Value Adjustments	1,589	1,520	2,902	-2,494	-2,563	-974
Letter of Credit Issued to IMF	-1,651	-1,892	1,641	-78,365	-78,606	-80,257
Dollar Deposits with the IMF	37	51	-48	-370	-356	-319
Receivable/Payable (-) for Interim Maintenance of Value Adjustments	-1,148	-1,099	-2,014	1,570	1,619	471
Balance	-1,173	-1,421	2,480	31,970	31,722	30,549
Loans to International Monetary Fund	.....	.....	.....	921	921	921
Other Cash and Monetary Assets	146	91	-54	26,995	26,940	27,086
Total Cash and Monetary Assets	-71,795	103,810	-95,346	873,634	1,049,238	977,444
Non-Federal Securities of the National Railroad Retirement Investment Trust						
	-670	-1,334	-670	24,469	23,805	23,135
Net Activity, Guaranteed Loan Financing (See Schedule E)	734	2,121	4,660	82,652	84,039	84,773
Net Activity, Direct Loan Financing (See Schedule E)	-4,535	-12,405	-4,297	1,598,363	1,590,492	1,585,957
Miscellaneous Asset Accounts	-257	-232	-1,087	1,682	1,708	1,451
Total Asset Accounts	-76,521	91,960	-96,740	2,580,800	2,749,282	2,672,761
Excess of Liabilities (+) or Assets (-)	314,012	380,576	336,409	23,986,414	24,052,978	24,366,990
Total Budget and Off-Budget Federal Entities (Financing of Deficit (+) or Disposition of Surplus (-))	314,012	380,576	336,409	23,986,414	24,052,978	24,366,990

1 Major sources of information used to determine Treasury's operating cash balance include Federal Reserve Banks, Treasury Regional Finance Centers, Internal Revenue Service Centers, various electronic systems, and information on the Public Debt. Information is presented on a modified cash basis. Deposits are

reflected as received and withdrawals are reflected as processed.  
Note: Details may not add to totals due to rounding.  
... No Transactions

**Table 6. Schedule A-Analysis of Change in Excess of Liabilities of the U.S. Government, November 2023 and Other Periods**  
 [\$ millions]

Classification	This Month	Fiscal Year to Date		
		This Year	Prior Year	
<b>Excess of Liabilities Beginning of Period:</b>				
Based on Composition of Unified Budget in Preceding Period	24,052,978	23,986,414	21,746,382	
Adjustments During Current Fiscal Year for Changes in Composition of Unified Budget:				
Revisions by Federal Agencies to the Prior Budget Results	.....	.....	543,836	
Excess of Liabilities Beginning of Period (Current Basis)	24,052,978	23,986,414	22,290,219	
Budget Surplus (-) or Deficit:				
Based on Composition of Unified Budget in Prior Fiscal Year	314,012	380,576	336,409	
Total Surplus (-) or Deficit (Table 2)	314,012	380,576	336,409	
Total-On-Budget (Table 2)	288,139	333,276	302,313	
Total-Off-Budget (Table 2)	25,873	47,300	34,096	
<b>Excess of Liabilities Close of Period</b>	<b>24,366,990</b>	<b>24,366,990</b>	<b>22,626,628</b>	
Note: Details may not add to totals due to rounding.				... No Transactions

**Table 6. Schedule B-Securities Issued by Federal Agencies Under Special Financing Authorities, November 2023 and Other Periods**  
 [\$ millions]

Classification	Net Transactions (-) denotes net reduction of liability accounts			Account Balances Current Fiscal Year		
	This Month	Fiscal Year to Date		Beginning of		Close of This Month
		This Year	Prior Year	This Year	This Month	
Agency Securities, Issued Under Special Financing Authorities:						
Obligations Guaranteed by the United States, Issued By:						
Department of Housing and Urban Development:						
Federal Housing Administration	.....	.....	.....	19	19	19
Obligations Not Guaranteed by the United States, Issued By:						
Legislative Branch:						
Architect of the Capitol	(**)	(**)	(**)	16	16	17
Independent Agencies:						
Federal Communications Commission	.....	.....	.....	(**)	(**)	(**)
National Archives and Records Administration	.....	.....	.....	(**)	(**)	(**)
Tennessee Valley Authority	355	383	117	19,533	19,561	19,916
Total Agency Securities	355	383	117	19,568	19,596	19,951
Note: Details may not add to totals due to rounding.						
... No Transactions						
(**) Less than absolute value of \$500,000						

**Table 6. Schedule C (Memorandum)-Federal Agency Borrowing Financed Through the Issue of Treasury Securities, November 2023 and Other Periods**

[\$ millions]						
Classification	Transactions			Account Balances Current Fiscal Year		
	This Month	Fiscal Year to Date		Beginning of		Close of This Month
		This Year	Prior Year	This Year	This Month	
Borrowing from the US Treasury:						
Department of Agriculture:						
Farm Service Agency:						
Commodity Credit Corporation	-14,828	-7,500	-3,341	17,558	24,885	10,057
Agricultural Credit Insurance Fund	203	394	383	18,371	18,562	18,765
Farm Storage Facility Loans	.....	340	326	1,789	2,130	2,130
Rural Housing Service:						
Rural Housing Insurance	141	287	232	20,046	20,192	20,333
Rural Community Facility Loans Fund	119	246	335	12,355	12,481	12,601
Rural Business - Cooperative Service:						
Rural Business and Industry Loans	.....	.....	.....	50	50	50
Rural Development Loan Fund	1	2	1	263	264	265
Rural Economic Development Loan Fund	4	4	3	257	257	261
Renewable Energy Guaranteed Loan Account	.....	.....	.....	8	8	8
Rural Microenterprise Investment Loans	(**)	(**)	(**)	40	40	40
Biorefinery Assistance Loan Account	.....	.....	.....	186	186	186
Rural Utilities Service:						
Rural Water and Waste Disposal Fund	130	217	101	14,625	14,713	14,842
Rural Electrification and Telecommunications Fund	103	207	66	7,926	8,029	8,133
Rural Telephone Bank	.....	.....	.....	57	57	57
Distance Learning and Telemedicine Program	6	16	9	559	568	574
Foreign Agricultural Service	.....	.....	.....	226	226	226
Department of Commerce:						
National Oceanic and Atmospheric Administration:						
Fisheries Finance	.....	.....	5	356	356	356
Department of Defense--Military Programs:						
Family Housing Improvement Loans	.....	.....	.....	1,639	1,639	1,639
Defense Agencies	.....	.....	.....	271	271	271
Department of Education:						
College Housing and Academic Facilities Loans	.....	.....	.....	2	2	2
Historically Black College and University Capital Financing Fund						
	.....	.....	.....	82	82	82
Federal Direct Student Loans	.....	38,942	42,963	1,137,355	1,176,297	1,176,297
Teach Grant Loans	-10	9	16	581	600	590
Temporary Student Loan Purchase Authority	.....	.....	.....	23,668	23,668	23,668
Federal Family Education Loans	.....	.....	.....	26,902	26,902	26,902
Department of Energy:						
Bonneville Power Administration Fund	-20	-40	.....	5,784	5,764	5,744
Western Area Power Administration - Recovery Act	.....	.....	.....	76	76	76
Title 17 Innovative Technology Loans	.....	1	1	653	653	653
Department of Health and Human Services:						
Consumer Operated and Oriented Plan	.....	.....	.....	320	320	320
Consumer Operated and Oriented Plan Program Contingency Fund	.....	.....	.....	98	98	98
Department of Homeland Security:						
National Flood Insurance Fund	.....	.....	.....	20,525	20,525	20,525
Disaster Assistance Loan Fund	.....	.....	(**)	4	4	4
Department of Housing and Urban Development:						
Public and Indian Housing Programs:						
Low-Rent Public Housing - Loans and Other Expenses	.....	.....	.....	28	28	28
Native Hawaiian Housing Loans	.....	(**)	.....	4	5	5
Housing Programs:						
Emergency Homeowners' Relief Fund	.....	.....	.....	3	3	3
Federal Housing Administration	.....	.....	.....	106,967	106,967	106,967
Home Ownership Preservation Equity Fund	.....	.....	.....	10	10	10
Green Retrofit Program for Multifamily Housing-Recovery Act	.....	.....	.....	92	92	92
Department of the Interior:						
Bureau of Indian Affairs and Bureau of Indian Education	.....	.....	.....	(**)	(**)	(**)
Bureau of Reclamation Loan Fund	.....	.....	.....	24	24	24
Assistance to American Samoa Loan Fund	.....	.....	(**)	6	6	6
Department of Labor:						
Black Lung Disability Trust Fund	.....	.....	.....	4,793	4,793	4,793

**Table 6. Schedule C (Memorandum)-Federal Agency Borrowing Financed Through the Issue of Treasury Securities, November 2023 and Other Periods - Continued**

[\$ millions]						
Classification	Transactions			Account Balances Current Fiscal Year		
	This Month	Fiscal Year to Date		Beginning of		Close of This Month
		This Year	Prior Year	This Year	This Month	
Borrowing from the US Treasury: - Continued						
Department of State:						
Repatriation Loans	.....	(**)	(**)	5	6	6
Department of Transportation:						
Federal Highway Administration:						
Transportation Infrastructure Finance and Innovation Fund	68	123	1,094	20,258	20,314	20,381
Federal Railroad Administration:						
Railroad Rehabilitation and Improvement Loan Fund	15	213	.....	1,865	2,063	2,077
Other	.....	.....	.....	(**)	(**)	(**)
Maritime Administration:						
Maritime Guaranteed Loan (Title XI) Fund	.....	.....	.....	89	89	89
Maritime Guaranteed Loan (Title XI) FFB Financing Account	.....	.....	.....	8	8	8
Department of the Treasury:						
Departmental Offices:						
Community Development Financial Institutions Fund	(**)	(**)	.....	108	108	108
Temporary Credit and Liquidity Program	.....	.....	.....	992	992	992
Small Business Lending Financing Fund	.....	.....	.....	33	33	33
ESF - Economic Stabilization Program	-3,047	-3,047	-2,593	14,936	14,936	11,889
Federal Financing Bank Revolving Fund	889	856	1,252	130,324	130,292	131,181
Department of Veterans Affairs:						
Veterans Housing Benefit Program Fund	231	231	97	471	471	702
Native American Veteran Housing Fund	8	8	7	92	92	100
Vocational Rehabilitation Loan Fund	1	1	(**)	(**)	(**)	1
Environmental Protection Agency:						
Water Infrastructure Finance and Innovation Loan Program	401	811	178	2,953	3,363	3,764
International Assistance Programs:						
International Security Assistance:						
Foreign Military Loan Program	.....	1,945	.....	504	2,449	2,449
Military Debt Reduction	.....	.....	.....	40	40	40
Agency for International Development:						
Development Credit Authority Loan Fund	.....	.....	.....	83	83	83
United States International Development Finance Corporation	75	225	495	10,498	10,648	10,723
Small Business Administration:						
Business Loan Fund	-44	13	-9	2,374	2,432	2,387
Disaster Loan Fund	-5,142	-4,221	-2,483	331,946	332,867	327,725
Independent Agencies:						
Export-Import Bank of the United States	.....	.....	.....	12,804	12,804	12,804
Presidio Trust	.....	.....	.....	185	185	185
Railroad Retirement Board:						
Social Security Equivalent Benefit Account	371	829	804	4,627	5,085	5,456
Smithsonian Institution:						
John F. Kennedy Center Parking Facilities	.....	.....	.....	20	20	20
Other:						
Borrowing from the US Treasury - Other	.....	.....	.....	1	1	1
Total Borrowing from the US Treasury	-20,325	31,112	39,945	1,959,775	2,011,211	1,990,887
Borrowing from the Federal Financing Bank:						
Department of Agriculture:						
Rural Utilities Service:						
Rural Electrification and Telecommunications Fund	122	-79	1,255	54,548	54,347	54,470
Department of Education:						
Historically Black College and University Capital Financing Fund	12	13	16	369	370	382
Department of Energy:						
Advanced Technology Vehicles Manufacturing Loans	800	832	.....	1,066	1,098	1,898
Title 17 Innovative Technology Loans	-43	-65	-52	15,373	15,351	15,307
Department of Health and Human Services:						
Health Maintenance Organization Loan and Loan Guarantee Fund	.....	.....	.....	(**)	(**)	(**)
Department of Housing and Urban Development:						
Housing Programs:						
Federal Housing Administration	-3	-6	49	2,800	2,797	2,794
Department of Transportation:						
Maritime Administration:						

**Table 6. Schedule C (Memorandum)-Federal Agency Borrowing Through the Issue of Treasury Securities,  
November 2023 and Other Periods - Continued**

[\$ millions]						
Classification	Transactions			Account Balances Current Fiscal Year		
	This Month	Fiscal Year to Date		Beginning of		Close of This Month
		This Year	Prior Year	This Year	This Month	
Borrowing from the Federal Financing Bank: - Continued						
Maritime Guaranteed Loan (Title XI) FFB Financing Account	.....	-4	-4	333	329	329
Department of the Treasury:						
Departmental Offices:						
Community Development Financial Institutions Fund	.....	5	-13	1,242	1,247	1,247
Department of Veterans Affairs:						
Guaranteed Transitional Housing Loans for Homeless Veterans	.....	.....	.....	4	4	4
Independent Agencies:						
Federal Deposit Insurance Corporation	.....	.....	.....	.....	.....	.....
FDIC (acting in its capacity as Receiver)	.....	.....	.....	50,000	50,000	50,000
Postal Service	.....	.....	.....	13,000	13,000	13,000
Total Borrowing from the Federal Financing Bank	889	696	1,252	138,735	138,543	139,431

Note: Details may not add to totals due to rounding.

Note: This table includes lending by the Federal Financing Bank accomplished by the purchase of agency financial assets, by the acquisition of agency debt securities, and by direct loans on behalf of an agency. The Federal Financing Bank borrows from Treasury and issues its own securities and in turn may loan

these funds to agencies in lieu of agencies borrowing directly through Treasury or issuing their own securities.

... No Transactions

(\*\*) Less than absolute value of \$500,000



**Table 6. Schedule D-Investments of Federal Government Accounts in Federal Securities, November 2023 and Other Periods**

[\$ millions]

Classification	Net Purchases or Sales (-)			Securities Held as Investments Current Fiscal Year		
	This Month	Fiscal Year to Date		Beginning of		Close of This Month
		This Year	Prior Year	This Year	This Month	
Federal Funds:						
Department of Agriculture	-27	-27	-6	273	273	247
Department of Commerce	.....	2	2	.....	2	2
Department of Defense--Military Programs:						
Defense Cooperation Account	.....	.....	(**)	9	9	9
Department of Energy	303	551	1,454	63,168	63,415	63,718
Department of Health and Human Services	206	20,750	18,631	.....	20,545	20,750
Department of Homeland Security	516	380	-84	3,391	3,256	3,771
Department of Housing and Urban Development:						
Housing Programs:						
Federal Housing Administration Fund	321	733	1,333	133,105	133,517	133,837
Government National Mortgage Association:						
Guarantees of Mortgage-Backed Securities	103	1,724	2,641	21,154	22,775	22,878
Department of the Interior	216	2,282	2,163	29,168	31,234	31,450
Department of Justice	15	31	1	3,291	3,307	3,322
Department of Labor	-435	4,807	3,276	61,174	66,416	65,981
Department of State:						
Foreign Service Retirement and Disability Fund	5	10	6	366	370	375
Other	.....	.....	.....	13	13	13
Department of Transportation	-138	-138	4	2,509	2,509	2,371
Department of the Treasury	-295	-696	-1,379	17,166	16,765	16,470
Department of Veterans Affairs:						
Veterans Reopened Insurance Fund	-1	-1	-2	32	32	31
National Service Life Insurance	6	7	.....	18	19	26
Servicemen'S Group Life Insurance Fund	125	125	125	3,699	3,699	3,824
Other Defense Civil Programs:						
Uniformed Services Retiree Health Care Fund	415	28,768	26,283	354,219	382,571	382,986
International Assistance Programs	86	120	67	6,368	6,402	6,489
Office of Personnel Management:						
Postal Service Contributions	-364	-728	-688	32,050	31,685	31,321
Independent Agencies:						
Federal Deposit Insurance Corporation:						
Deposit Insurance Fund	-48,426	-63,322	1,175	84,298	69,403	20,976
FSLIC Resolution Fund	4	9	5	931	935	939
Federal Housing Finance Agency	-26	135	130	135	295	269
National Credit Union Administration	112	470	532	22,563	22,921	23,034
Postal Service	565	-823	1,812	22,032	20,644	21,209
Other						
Treasury Securities	-6	-9	-83	12,121	12,118	12,112
Other	-115	173	212	2,000	2,288	2,173
Total Treasury Securities	-46,835	-4,668	57,610	875,254	917,420	870,586
Total Federal Funds	-46,835	-4,668	57,610	875,254	917,420	870,586
Trust Funds:						
Legislative Branch:						
Library of Congress	(**)	-1	(**)	57	57	57
United States Tax Court	(**)	(**)	(**)	13	13	13
Other	1	3	(**)	32	33	34
Judicial Branch:						
Judicial Retirement Funds	-8	26	49	1,992	2,026	2,018
Department of Agriculture	.....	.....	.....	6	6	6
Department of Defense--Military Programs:						
Voluntary Separation Incentive Fund	-1	3	3	42	46	45
Other	-183	-162	-46	1,407	1,428	1,246
Department of Health and Human Services:						
Federal Supplementary Medical Insurance Trust Fund	-8,923	22,920	32,015	159,537	191,380	182,457
Other	-4,463	4,842	12,764	198,815	208,121	203,658
Department of Homeland Security	68	152	93	11,627	11,711	11,779
Department of the Interior	9	-13	-94	304	282	291
Department of Labor:						
Unemployment Trust Fund	1,347	904	2,700	81,846	81,402	82,749
Other	-7	-8	2	72	71	64
Department of State:						
Foreign Service Retirement and Disability Fund	-45	-103	-74	21,055	20,997	20,952

**Table 6. Schedule D-Investments of Federal Government Accounts in Federal Securities, November 2023 and Other Periods - Continued**  
[\$ millions]

Classification	Net Purchases or Sales (-)			Securities Held as Investments Current Fiscal Year		
	This Month	Fiscal Year to Date		Beginning of		Close of This Month
		This Year	Prior Year	This Year	This Month	
Trust Funds: - Continued						
Other	-3	-3	-2	49	49	46
Department of Transportation:						
Airport and Airway Trust Fund	258	-99	184	16,601	16,244	16,502
Highway Trust Fund	-296	-1,205	-663	115,673	114,765	114,468
Department of the Treasury	-122	-212	-194	4,651	4,560	4,438
Department of Veterans Affairs:						
General Post Fund, National Homes	.....	.....	-10	140	140	140
National Service Life Insurance	-14	-42	-58	832	804	790
United States Government Life Insurance Fund	(**)	(**)	(**)	1	1	1
Veterans Special Life Insurance Fund	-8	-22	-26	805	790	782
Corps of Engineers	259	447	428	10,755	10,943	11,202
Other Defense Civil Programs:						
Military Retirement Fund	385	226,126	166,322	1,366,845	1,592,586	1,592,971
Other	-13	-20	-31	1,032	1,025	1,012
Environmental Protection Agency	461	338	141	12,438	12,315	12,776
National Aeronautics and Space Administration	.....	.....	.....	15	15	15
Office of Personnel Management:						
Civil Service Retirement and Disability Fund						
Treasury Securities	-3,890	-7,655	-7,598	1,036,636	1,032,871	1,028,981
Employees Life Insurance Fund	51	109	38	52,526	52,585	52,636
Employees and Retired Employees Health Benefits Fund	-564	-803	-664	25,570	25,331	24,767
Social Security Administration:						
Federal Old-Age and Survivors Insurance Trust Fund	-26,488	-46,027	-32,501	2,673,749	2,654,210	2,627,723
Federal Disability Insurance Trust Fund	442	-13	-171	142,906	142,451	142,892
Independent Agencies:						
Harry S Truman Scholarship Foundation	.....	.....	.....	10	10	10
Japan-United States Friendship Commission	.....	.....	-1	36	36	36
Railroad Retirement Board						
Treasury Securities	-139	-64	-293	2,611	2,685	2,547
Agency Securities	.....	.....	.....	1	1	1
Other						
Treasury Securities	10	75	-84	1,891	1,957	1,967
Total Treasury Securities	-41,875	199,493	172,226	5,942,580	6,183,948	6,142,073
Total Agency Securities	.....	.....	.....	1	1	1
Total Trust Funds	-41,875	199,493	172,226	5,942,581	6,183,949	6,142,074
Grand Total	-88,709	194,825	229,836	6,817,835	7,101,369	7,012,660

Note: Details may not add to totals due to rounding.

Note: Investments are in Treasury securities unless otherwise noted.

... No Transactions

(\*\*) Less than absolute value of \$500,000

**Table 6. Schedule E-Net Activity, Guaranteed and Direct Loan Financing, November 2023 and Other Periods**  
[\$ millions]

Classification	Net Transactions (-) denotes net reduction of asset accounts			Account Balances Current Fiscal Year		
	This Month	Fiscal Year to Date		Beginning of		Close of This Month
		This Year	Prior Year	This Year	This Month	
Guaranteed Loan Financing Activity:						
Department of Agriculture:						
Office of the Secretary:						
Food Supply Chain and Agriculture Pandemic Response	(**)	(**)	-3	-24	-24	-24
Farm Service Agency:						
Commodity Credit Corporation Export Fund	-20	-21	-20	45	44	24
Agricultural Credit Insurance Fund	7	5	-2	-185	-186	-179
Natural Resources Conservation Service:						
Agricultural Resource Conservation Demonstration Program	.....	.....	.....	(**)	(**)	(**)
Rural Housing Service:						
Rural Community Facility Loans	(**)	-1	(**)	-1	-1	-2
Rural Housing Insurance Fund	12	-10	-21	2,022	2,000	2,012
Rural Business - Cooperative Service:						
Rural Business and Industry Loans	-5	-7	(**)	-190	-192	-197
Renewable Energy Guaranteed Loan Account	(**)	(**)	-5	-10	-10	-10
Biorefinery Assistance Loan Account	.....	.....	.....	81	81	81
Rural Utilities Service:						
Rural Water and Waste Disposal Fund	.....	(**)	(**)	-25	-25	-25
Department of Commerce:						
General Administration:						
Emergency Oil, Gas, and Steel Account	.....	.....	.....	5	5	5
Department of Defense--Military Programs	.....	.....	.....	-32	-32	-32
Department of Education:						
Office of Student Financial Assistance:						
Federal Family Education Loans	-136	-279	-460	-11,836	-11,978	-12,114
Department of Energy:						
Title 17 Innovative Technology Loans	.....	.....	.....	-89	-89	-89
Department of Health and Human Services:						
Health Resources and Services Administration:						
Health Center Loans	.....	.....	.....	-2	-2	-2
Health Education Assitance Loans	.....	.....	.....	-70	-70	-70
Department of Housing and Urban Development:						
Public and Indian Housing Programs:						
Indian Housing Loans	-1	-2	-4	-33	-34	-35
Native Hawaiian Housing Loans	.....	.....	(**)	(**)	(**)	(**)
Community Planning and Development:						
Community Development Loans	.....	-1	(**)	-5	-6	-6
Housing Programs:						
FHA-Mutual Mortgage Insurance Loans	-51	113	-79	78,353	78,518	78,466
FHA-General and Special Risk Fund	166	200	39	11,426	11,460	11,626
Home Ownership Preservation Entity Fund	(**)	(**)	(**)	5	5	5
Government National Mortgage Association:						
Guarantees of Mortgage-Backed Securities	-467	-886	-300	7,447	7,027	6,560
Department of the Interior:						
Bureau of Indian Affairs and Bureau of Indian Education	(**)	-1	(**)	-56	-56	-56
Department of Transportation:						
Federal Highway Administration:						
Transportation Infrastructure Finance and Innovation Fund	.....	.....	.....	(**)	(**)	(**)
Maritime Administration:						
Maritime Guaranteed Loan (Title XI) Fund	(**)	(**)	(**)	-235	-235	-235
Department of the Treasury:						
Departmental Offices:						
Air Transportation Stabilization Fund	.....	.....	.....	(**)	(**)	(**)
Troubled Assets Insurance Financing Fund	.....	.....	.....	(**)	(**)	(**)
Troubled Asset Relief Program	.....	.....	.....	(**)	(**)	(**)
Department of Veterans Affairs:						
Veterans Benefits Administration:						
Veterans Housing Benefit Program Fund	-37	-95	103	-11,683	-11,741	-11,778
International Assistance Programs:						
Agency for International Development:						

**Table 6. Schedule E-Net Activity, Guaranteed and Direct Loan Financing, November 2023 and Other Periods - Continued**  
 [\$ millions]

Classification	Net Transactions (-) denotes net reduction of asset accounts			Account Balances Current Fiscal Year		
	This Month	Fiscal Year to Date		Beginning of		Close of This Month
		This Year	Prior Year	This Year	This Month	
Guaranteed Loan Financing Activity: - Continued						
Ukraine Export Credit Insurance Fund	.....	.....	.....	-267	-267	-267
Loan Guarantees to Israel	.....	.....	.....	-863	-863	-863
Urban and Environmental Credit Guaranteed Loans	.....	.....	.....	-38	-38	-38
Microenterprise and Small Enterprise Development	.....	.....	.....	(**)	(**)	(**)
Development Credit Authority Loan Fund	.....	.....	.....	-99	-99	-99
Tunisia Loan Fund	.....	.....	(**)	-609	-609	-609
Overseas Private Investment Corporation	.....	.....	.....	278	278	278
United States International Development Finance Corporation	-109	-107	14	61	63	-46
Microenterprise and Small Enterprise Development	.....	.....	.....	(**)	(**)	(**)
Urban and Environmental Credit	(**)	(**)	1	5	5	5
Small Business Administration:						
Business Loan Fund	-178	-369	-384	-51,666	-51,856	-52,035
Independent Agencies:						
Export-Import Bank of the United States	-32	-102	-224	-4,863	-4,932	-4,964
Net Activity, Guaranteed Loan Financing	-854	-1,560	-1,346	16,848	16,142	15,288
Direct Loan Financing Activity:						
Department of Agriculture:						
Farm Service Agency:						
Agricultural Credit Insurance Fund	21	170	-577	15,524	15,673	15,694
Farm Storage Facility Loans	12	10	32	1,377	1,375	1,387
Apple Loans Fund	.....	.....	.....	(**)	(**)	(**)
Rural Housing Service:						
Rural Community Facility Loans Fund	85	97	59	11,639	11,650	11,736
Rural Housing Insurance Fund	26	44	-34	16,201	16,218	16,244
Multifamily Housing Revitalization Loan Account	.....	.....	.....	524	524	524
Rural Business - Cooperative Service:						
Rural Business and Industry Loan Fund	(**)	(**)	(**)	(**)	(**)	(**)
Rural Development Loan Fund	(**)	-4	-6	240	236	236
Rural Economic Development Loan Fund	1	-2	-2	195	192	193
Rural Microenterprise Investment Loans	(**)	(**)	-1	38	38	38
Rural Utilities Service:						
Rural Water and Waste Disposal Loans	80	113	-31	13,109	13,143	13,222
Rural Electrification and Telecommunications Fund	198	405	1,234	57,691	57,897	58,096
Rural Telephone Bank	(**)	(**)	(**)	54	54	54
Distance Learning and Telemedicine Program	3	2	(**)	489	488	491
Rural Development Insurance Fund	.....	.....	.....	1,065	1,065	1,065
Foreign Agricultural Service:						
P.L. 480 Direct Loan Fund	-7	-11	-14	204	200	193
International Debt Reduction	-3	-3	-3	-115	-115	-118
Department of Commerce:						
National Oceanic and Atmospheric Administration:						
Fisheries Finance	-1	-2	-1	325	324	323
Department of Defense--Military Programs	-8	-19	-16	1,905	1,894	1,885
Department of Education:						
Office of Postsecondary Education:						
College Housing and Academic Facilities Loans	.....	(**)	(**)	2	2	2
Historically Black College and University Capital Financing Fund	12	13	16	306	306	319
Office of Student Financial Assistance:						
Federal Direct Student Loans	-4,935	-17,105	-5,842	1,000,036	987,867	982,931
Teach Grant Loans	-3	-25	-7	527	505	502
Temporary Student Loan Purchase Authority	-214	-696	-998	31,826	31,344	31,130
Department of Energy:						
Advanced Technology Vehicles Manufacturing Loans	-40	-43	-3	531	527	487
Title 17 Innovative Technology Loans	31	11	-49	15,525	15,505	15,536
Department of Health and Human Services:						
Consumer Operated and Oriented Plan	-2	-2	-2	-5	-5	-7
Consumer Operated and Oriented Plan Program Contingency Fund	-1	-1	-1	45	45	44
Department of Homeland Security:						
Disaster Assistance Loan Fund	(**)	(**)	-1	-89	-89	-89

**Table 6. Schedule E-Net Activity, Guaranteed and Direct Loan Financing, November 2023 and Other Periods - Continued**  
[\$ millions]

Classification	Net Transactions (-) denotes net reduction of asset accounts			Account Balances Current Fiscal Year		
	This Month	Fiscal Year to Date		Beginning of		Close of This Month
		This Year	Prior Year	This Year	This Month	
Direct Loan Financing Activity: - Continued						
Department of Housing and Urban Development:						
Housing Programs:						
Emergency Homeowners' Relief Fund	(**)	(**)	(**)	2	2	2
FHA-Mutual Mortgage Insurance Loans	.....	.....	.....	(**)	(**)	(**)
FHA-General and Special Risk Fund	-3	-6	56	2,720	2,716	2,714
Green Retrofit Program for Multifamily Housing Fund	.....	(**)	(**)	10	9	9
Department of the Interior:						
Bureau of Reclamation	.....	.....	.....	25	25	25
Bureau of Indian Affairs and Bureau of Indian Education	(**)	(**)	(**)	(**)	(**)	(**)
Assistance to American Samoa Loan Fund	.....	.....	.....	6	6	6
Department of State:						
Administration of Foreign Affairs:						
Repatriation Loans	(**)	(**)	(**)	-1	-2	-2
Department of Transportation:						
Federal Highway Administration:						
Transportation Infrastructure Finance and Innovation Fund	109	-112	-74	16,727	16,506	16,615
Tiger Tifia Loan Fund	.....	.....	(**)	61	61	61
Federal Railroad Administration:						
Railroad Rehabilitation and Improvement Loan Fund	.....	-1	-1	1,393	1,392	1,392
Maritime Administration:						
Maritime Guaranteed Loan (Title XI) FFB Financing Account	.....	-4	-4	324	320	320
Department of the Treasury:						
Departmental Offices:						
Community Development Financial Institutions Fund	(**)	5	-14	1,333	1,338	1,339
GSE Mortgage-Backed Securities Purchase Program	.....	.....	.....	4,613	4,613	4,613
Temporary Credit and Liquidity Program	-15	-49	-27	961	927	912
Troubled Asset Relief Program	(**)	(**)	-2	(**)	(**)	(**)
Small Business Lending Program	.....	-1	-1	32	31	31
ESF - Economic Stabilization Program	-3,054	-3,073	-2,412	14,701	14,683	11,628
Bureau of the Fiscal Service	.....	.....	.....	(**)	(**)	(**)
Department of Veterans Affairs:						
Veterans Benefits Administration:						
Veterans Housing Benefit Program Fund	-1	-1	-4	324	325	323
Native American Veteran Housing Fund	(**)	(**)	2	63	64	63
Transitional Housing Loans	.....	.....	(**)	-1	-1	-1
Vocational Rehabilitation Loan Fund	(**)	(**)	(**)	(**)	(**)	(**)
Environmental Protection Agency:						
Water Infrastructure Finance and Innovation Loan Program	400	807	177	2,936	3,343	3,743
International Assistance Programs:						
International Security Assistance:						
Foreign Military Loan Program	.....	.....	.....	477	477	477
Military Debt Reduction	.....	.....	.....	40	40	40
Agency for International Development:						
International Debt Reduction	.....	.....	.....	-172	-172	-172
Development Credit Authority Loan Fund	.....	.....	.....	83	83	83
Overseas Private Investment Corporation	.....	.....	.....	2,902	2,902	2,902
International Monetary Programs	.....	.....	.....	-278	-278	-278
United States International Development Finance Corporation	20	23	365	6,181	6,184	6,204
International Debt Reduction	-24	-24	-24	-168	-168	-192
Small Business Administration:						
Business Loan Fund	-3	-8	-7	147	143	140
Disaster Loan Fund	-1,813	-3,662	-3,019	297,713	295,863	294,050
Independent Agencies:						
Export-Import Bank of the United States	-13	-39	-95	5,906	5,880	5,868
Federal Communications Commission:						
Spectrum Auction Loan Fund	(**)	(**)	(**)	(**)	(**)	(**)
Net Activity, Direct Loan Financing	-9,144	-23,196	-11,333	1,528,229	1,514,177	1,505,034

Note: Details may not add to totals due to rounding.

Note: Federal credit programs provide benefits to the public in the form of direct loans and loan guarantees. This table reflects cash transactions and balances of the nonbudgetary financing fund accounts that result from the disbursement of loans, collection of fees, repayment of principal, sale of collateral, interest, and subsidy received from the credit program accounts at

net present value in accordance with the Credit Reform Act of 1990. Unreimbursed costs such as administrative expenses and subsidy payments are reported on a cash basis and included within each program's budgetary totals in Table 5.

... No Transactions

(\*\*) Less than absolute value of \$500,000

**Table 7. Receipts and Outlays of the U.S. Government by Month, Fiscal Year 2024**

[\$ millions]														
Classification	Oct.	Nov.	Dec.	Jan.	Feb.	March	April	May	June	July	Aug.	Sept.	Fiscal Year to Date	Comparable Period Prior F.Y.
<b>Receipts:</b>														
Individual Income Taxes	219,908	126,893											346,801	289,050
Corporation Income Taxes	48,208	7,801											56,009	17,573
Social Insurance and Retirement Receipts:														
Employment and General Retirement	110,154	118,679											228,834	215,530
Unemployment Insurance	3,411	2,762											6,172	6,748
Other Retirement	645	606											1,251	1,072
Excise Taxes	7,263	7,691											14,954	13,855
Estate and Gift Taxes	4,460	2,321											6,781	5,424
Customs Duties	6,903	6,296											13,199	15,335
Miscellaneous Receipts	2,481	1,781											4,262	6,024
<b>Total--Receipts This Year</b>	<b>403,434</b>	<b>274,830</b>											<b>678,264</b>	<b>.....</b>
<b>(On-Budget)</b>	<b>321,848</b>	<b>186,993</b>											<b>508,841</b>	<b>.....</b>
<b>(Off-Budget)</b>	<b>81,586</b>	<b>87,837</b>											<b>169,423</b>	<b>.....</b>
<i>Total--Receipts Prior Year</i>	<i>318,500</i>	<i>252,111</i>											<i>.....</i>	<i>570,611</i>
<i>(On-Budget)</i>	<i>242,627</i>	<i>170,473</i>											<i>.....</i>	<i>413,100</i>
<i>(Off-Budget)</i>	<i>75,873</i>	<i>81,638</i>											<i>.....</i>	<i>157,511</i>
<b>Outlays:</b>														
Legislative Branch	702	533											1,235	1,179
Judicial Branch	790	745											1,535	1,360
Department of Agriculture:														
Commodity Credit Corporation	3,031	1,855											4,886	5,142
Foreign Agricultural Service	250	140											390	386
Other	18,938	16,116											35,054	46,305
Department of Commerce	759	1,115											1,874	1,973
Department of Defense--Military Programs:														
Military Personnel	38,379	13,354											51,733	40,799
Operation and Maintenance	24,826	26,624											51,450	44,517
Procurement	9,424	14,150											23,574	24,133
Research, Development, Test, and Evaluation	9,190	11,809											20,998	18,887
Military Construction	1,088	962											2,050	1,880
Family Housing	87	117											205	212
Revolving and Management Funds	468	-267											202	946
Other	-82	-422											-503	129
Total Department of Defense--Military Programs	<b>83,381</b>	<b>66,327</b>											<b>149,709</b>	<b>131,503</b>
Department of Education	18,947	11,696											30,642	37,365
Department of Energy	4,152	4,013											8,166	2,651
Department of Health and Human Services:														
National Institutes of Health	3,548	4,215											7,763	8,303
Centers for Medicare and Medicaid Services:														
Grants to States for Medicaid	45,806	49,700											95,506	94,201
Federal Hospital Insurance Trust Fund	16,940	35,023											51,963	47,667
Federal Supplementary Medical Insurance Trust Fund	19,527	57,778											77,305	68,933
Other	41,120	40,775											81,895	80,516
Administration for Children and Families	6,227	7,058											13,285	14,010
Other	-43,382	-42,823											-86,205	-82,208
Department of Homeland Security	8,327	6,481											14,808	14,925
Department of Housing and Urban Development	5,742	5,524											11,266	9,563
Department of the Interior	1,829	1,176											3,004	2,504
Department of Justice	3,839	3,641											7,480	7,312
Department of Labor:														
Unemployment Trust Fund	2,940	3,218											6,157	4,298
Other	-4,495	1,340											-3,156	-1,694
Department of State	2,945	2,365											5,309	4,919
Department of Transportation:														
Highway Trust Fund	4,824	4,337											9,161	8,083
Other	4,371	5,118											9,489	9,884
Department of the Treasury:														
Interest on Treasury Debt Securities (Gross)	88,926	79,923											168,849	102,593
Other	10,502	10,575											21,077	33,610
Department of Veterans Affairs:														

Table 7. Receipts and Outlays of the U.S. Government by Month, Fiscal Year 2024 - Continued

[\$ millions]														
Classification	Oct.	Nov.	Dec.	Jan.	Feb.	March	April	May	June	July	Aug.	Sept.	Fiscal Year to Date	Com-parable Period Prior F.Y.
Outlays: - Continued														
Compensation and Pensions	1,002	13,217											14,219	11,920
National Service Life	27	15											42	59
Other	13,006	13,217											26,224	21,935
Corps of Engineers	1,014	1,353											2,366	1,614
Other Defense Civil Programs	-1,564	6,029											4,465	5,449
Environmental Protection Agency	1,000	926											1,926	1,476
Executive Office of the President	48	46											94	79
General Services Administration	59	-39											19	-155
International Assistance Programs:														
International Security Assistance	2,240	614											2,854	7,539
Multilateral Assistance	452	59											511	582
Agency for International Development	976	1,025											2,001	2,593
Other	-822	2,979											2,157	-1,416
National Aeronautics and Space Administration	1,976	2,251											4,228	3,824
National Science Foundation	721	655											1,376	1,344
Office of Personnel Management	10,913	10,819											21,732	20,213
Small Business Administration	191	134											325	447
Social Security Administration:														
Federal Old-Age and Survivors Insurance Trust Fund (Off-Budget)	104,291	103,764											208,055	184,655
Federal Disability Insurance Trust Fund (Off-Budget)	12,981	12,599											25,580	24,127
Other	302	5,202											5,503	4,919
Deposit Insurance Fund	14,895	47,175											62,070	-523
FSLIC Resolution Fund	-4	-4											-9	-5
Postal Service:														
Off-Budget:														
Public Enterprise Funds	1,209	-254											956	1,218
Other	36	57											93	55
Tennessee Valley Authority	29	354											383	113
Other	5,385	4,264											9,649	8,051
Undistributed Offsetting Receipts:														
Employer Share, Employee Retirement	-40,093	-8,147											-48,240	-36,983
Interest Received by Trust Funds	-9,917	-6,755											-16,671	-10,108
Rents and Royalties on the Outer Continental Shelf Lands	-839	-674											-1,513	-1,286
Other	(**)	-1											-1	-1
<b>Totals This Year:</b>														
<b>Total Outlays</b>	<b>469,997</b>	<b>588,842</b>											<b>1,058,839</b>	<b>.....</b>
<b>(On-Budget)</b>	<b>366,984</b>	<b>475,132</b>											<b>842,116</b>	<b>.....</b>
<b>(Off-Budget)</b>	<b>103,013</b>	<b>113,710</b>											<b>216,723</b>	<b>.....</b>
<b>Total-Surplus (+) or Deficit (-)</b>	<b>-66,564</b>	<b>-314,012</b>											<b>-380,576</b>	<b>.....</b>
<b>(On-Budget)</b>	<b>-45,137</b>	<b>-288,139</b>											<b>-333,276</b>	<b>.....</b>
<b>(Off-Budget)</b>	<b>-21,427</b>	<b>-25,873</b>											<b>-47,300</b>	<b>.....</b>
<b>Total Borrowing from the Public</b>	<b>226,047</b>	<b>261,061</b>											<b>487,108</b>	<b>238,240</b>
<i>Total-Outlays Prior Year</i>	<i>406,374</i>	<i>500,646</i>											<i>.....</i>	<i>907,020</i>
<i>(On-Budget)</i>	<i>315,869</i>	<i>399,543</i>											<i>.....</i>	<i>715,412</i>
<i>(Off-Budget)</i>	<i>90,505</i>	<i>101,103</i>											<i>.....</i>	<i>191,607</i>
<i>Total-Surplus (+) or Deficit (-) Prior Year</i>	<i>-87,874</i>	<i>-248,535</i>											<i>.....</i>	<i>-336,409</i>
<i>(On-Budget)</i>	<i>-73,242</i>	<i>-229,070</i>											<i>.....</i>	<i>-302,313</i>
<i>(Off-Budget)</i>	<i>-14,632</i>	<i>-19,465</i>											<i>.....</i>	<i>-34,096</i>

Note: Details may not add to totals due to rounding.  
... No Transactions

(\*\*) Less than absolute value of \$500,000



**Table 8. Trust Fund Impact on Budget Results and Investment Holdings as of November 30, 2023**

[\$ millions]

Classification	This Month			Fiscal Year to Date			Securities Held as Investments Current Fiscal Year		
	Receipts	Outlays	Excess	Receipts	Outlays	Excess	Beginning of		Close of
							This Year	This Month	
Trust Receipts, Outlays, and Investments Held:									
Airport and Airway	2,034	793	1,241	2,431	2,474	-43	16,601	16,244	16,502
Black Lung Disability	29	16	14	37	33	4	.....	.....	.....
Federal Disability Insurance	13,033	12,599	434	25,508	25,580	-72	142,906	142,451	142,892
Federal Employees Life and Health	.....	515	-515	.....	696	-696	78,097	77,916	77,403
Federal Employees Retirement	4,865	8,807	-3,942	10,231	17,971	-7,740	1,059,696	1,055,908	1,051,965
Federal Hospital Insurance	31,529	35,211	-3,682	60,492	52,311	8,181	194,362	203,630	199,153
Federal Old-Age and Survivors Insurance	77,261	103,764	-26,503	161,875	208,055	-46,179	2,673,749	2,654,210	2,627,723
Federal Supplementary Medical Insurance	48,091	57,778	-9,687	98,282	77,305	20,977	159,537	191,380	182,457
Hazardous Substance Superfund	641	162	479	812	324	487	11,006	10,875	11,321
Highways	4,643	5,349	-705	6,265	11,053	-4,788	115,673	114,765	114,468
Military Advances	909	3,727	-2,818	5,284	7,128	-1,844	.....	.....	.....
Military Retirement	6,841	6,341	500	189,085	6,876	182,209	1,366,845	1,592,586	1,592,971
Railroad Retirement	-15	1,184	-1,200	111	2,378	-2,267	2,612	2,686	2,548
Unemployment	2,831	3,224	-393	6,262	6,170	92	81,846	81,402	82,749
Veterans Life Insurance	1	24	-23	2	66	-64	1,638	1,596	1,574
All Other Trust	580	656	-77	1,424	1,349	75	38,013	38,300	38,348
Total Trust Fund Receipts and Outlays and Investments Held from Table 6-D	193,274	240,151	-46,877	568,102	419,769	148,333	5,942,581	6,183,949	6,142,074
Less: Interfund Transactions	64,546	64,546	.....	323,390	323,390	.....	.....	.....	.....
Trust Fund Receipts and Outlays on the Basis of Tables 4 & 5	128,728	175,605	-46,877	244,712	96,378	148,333			
Total Federal Fund Receipts and Outlays	146,267	413,402	-267,135	433,717	962,626	-528,909			
Less: Interfund Transactions	165	165	.....	165	165	.....			
Federal Fund Receipts and Outlays on the Basis of Table 4 & 5	146,102	413,237	-267,135	433,552	962,461	-528,909			
Net Budget Receipts & Outlays	274,830	588,842	-314,012	678,264	1,058,839	-380,576			

Note: Details may not add to totals due to rounding.

Note: Interfund receipts and outlays are transactions between Federal funds and trust funds such as Federal payments and contributions, and interest and profits on investments in Federal securities. They have no net effect on overall budget

 receipts and outlays since the receipt side of such transactions is offset against budget outlays. In this table, Interfund receipts are shown as an adjustment to arrive at total receipts and outlays of trust funds respectively.  
 ... No Transactions

**Table 9. Summary of Receipts by Source, and Outlays by Function of the U.S. Government, November 2023 and Other Periods**

[\$ millions]

Classification	This Month	Fiscal Year to Date	Comparable Period Prior Fiscal Year
<b>Receipts</b>			
Individual Income Taxes	126,893	346,801	289,050
Corporation Income Taxes	7,801	56,009	17,573
Social Insurance and Retirement Receipts:			
Employment and General Retirement	118,679	228,834	215,530
Unemployment Insurance	2,762	6,172	6,748
Other Retirement	606	1,251	1,072
Excise Taxes	7,691	14,954	13,855
Estate and Gift Taxes	2,321	6,781	5,424
Customs Duties	6,296	13,199	15,335
Miscellaneous Receipts	1,781	4,262	6,024
<b>Total</b>	<b>274,830</b>	<b>678,264</b>	<b>570,611</b>
<b>Net Outlays</b>			
National Defense	70,176	157,543	138,339
International Affairs	7,088	13,089	14,452
General Science, Space, and Technology	3,447	6,850	6,417
Energy	1,438	2,415	-2,885
Natural Resources and Environment	4,904	9,954	7,634
Agriculture	2,556	10,472	12,145
Commerce and Housing Credit	49,268	67,596	5,728
Transportation	10,931	21,951	20,093
Community and Regional Development	3,781	8,543	9,493
Education, Training, Employment, and Social Services	13,901	36,219	43,071
Health	76,382	146,931	146,904
Medicare	79,392	102,897	88,322
Income Security	49,432	82,295	96,924
Social Security	116,362	233,631	208,596
Veterans Benefits and Services	26,489	40,594	33,953
Administration of Justice	6,441	14,412	13,465
General Government	3,859	5,393	12,331
Net Interest	71,818	147,808	90,309
Undistributed Offsetting Receipts	-8,821	-49,753	-38,269
<b>Total</b>	<b>588,842</b>	<b>1,058,839</b>	<b>907,020</b>

Note: Details may not add to totals due to rounding.

# Explanatory Notes

## 1. Flow of Data into Monthly Treasury Statement

The *Monthly Treasury Statement (MTS)* is assembled from data in the central accounting system. The major sources of data include monthly accounting reports by Federal entities and disbursing officers, and daily reports from the Federal Reserve banks. These reports detail accounting transactions affecting receipts and outlays of the Federal Government and off-budget Federal entities, and their related effect on the assets and liabilities of the U.S. Government. Information is presented in the *MTS* on a modified cash basis.

## 2. Notes on Receipts

Receipts included in the report are classified into the following major categories: (1) budget receipts and (2) offsetting collections (also called applicable receipts). Budget receipts are collections from the public that result from the exercise of the Government's sovereign or governmental powers, excluding receipts offset against outlays. These collections, also called governmental receipts, consist mainly of tax receipts (including social insurance taxes), receipts from court fines, certain licenses, and deposits of earnings by the Federal Reserve System. Refunds of receipts are treated as deductions from gross receipts.

Offsetting collections are from other Government accounts or the public that are of a business-type or market-oriented nature. They are classified into two major categories: (1) offsetting collections credited to appropriations or fund accounts, and (2) offsetting receipts (i.e., amounts deposited in receipt accounts). Collections credited to appropriation or fund accounts normally can be used without appropriation action by Congress. These occur in two instances: (1) when authorized by law, amounts collected for materials or services are treated as reimbursements to appropriations and (2) in the three types of revolving funds (public enterprise, intra governmental, and trust); collections are netted against spending, and outlays are reported as the net amount.

Offsetting receipts in receipt accounts cannot be used without being appropriated. They are subdivided into two categories: (1) proprietary receipts - these collections are from the public and they are offset against outlays by agency and by function, and (2) intra governmental funds - these are payments into receipt accounts from Governmental appropriation or fund accounts. The transactions may be intrabudgetary when the payment and receipt both occur within the budget or from receipts from off-budget Federal entities in those cases where payment is made by a Federal entity whose budget authority and outlays are excluded from the budget totals.

Intrabudgetary transactions are subdivided into three categories: (1) interfund transactions, where the payments are from one fund group (either Federal funds or trust funds) to a receipt account in the other fund group; (2) Federal intrafund transactions, where the payments and receipts both occur within the Federal fund group; and (3) trust intrafund transactions, where the payments and receipts both occur within the trust fund group.

Offsetting receipts are generally deducted from budget authority and outlays by function, by subfunction, or by agency. There are four types of receipts, however, that are deducted from budget totals as undistributed offsetting receipts. They are: (1) agencies' payments (including payments by off-budget Federal entities) as employers into employees retirement funds, (2) interest received by trust funds, (3) rents and royalties on the Outer Continental Shelf lands, and (4) other interest (i.e., interest collected on Outer Continental Shelf money in deposit funds when such money is transferred into the budget).

## 3. Notes on Outlays

Outlays are generally accounted for on the basis of checks issued, electronic funds transferred, or cash payments made. Certain outlays do not require issuance of cash or checks. An example is charges made against appropriations for that part of employees' salaries withheld for taxes or savings bond allotments - these are counted as payments to the employee and credits for whatever purpose the money was withheld. Outlays are stated net of offsetting collections (including receipts of revolving and management funds) and of refunds. Interest on the public debt (public issues) is recognized on the accrual basis. Federal credit programs subject to the Federal Credit Reform Act of 1990 use the cash

basis of accounting and are divided into two components. The portion of the credit activities that involve a cost to the Government (mainly subsidies) is included within the budget program accounts. The remaining portion of the credit activities are in non-budget financing accounts. Outlays of off-budget Federal entities are excluded by law from budget totals. However, they are shown separately and combined with the on-budget outlays to display total Federal outlays.

## 4. Processing

The data on payments and collections are reported by account symbol into the central accounting system. In turn, the data are extracted from this system for use in the preparation of the *MTS*.

There are two major checks which are conducted to assure consistency of the data reported:

1. Verification of payment data. The monthly payment activity reported by Federal entities on the Statements of Transactions is compared to the payment activity of Federal entities as reported by disbursing officers.
2. Verification of collection data. Reported collections appearing on Statements of Transactions are compared to deposits as reported by Federal Reserve Banks.

## 5. Other Sources of Information About Federal Government Financial Activities

- *A Glossary of Terms Used in the Federal Budget Process, 2005* (Available from the U.S. Government Accountability Office, at calling 202-512-6000. This glossary provides a basic reference document of standardized definitions of terms used by the Federal Government in the budget making process).
- *Daily Treasury Statement* (Available on the internet at <https://fiscaldata.treasury.gov/datasets/daily-treasury-statement/operating-cash-balance>). The *Daily Treasury Statement* is published each working day of the Federal Government and provides data on the cash and debt operations of the Treasury.
- *Monthly Statement of the Public Debt of the United States* (Available on the internet at <https://fiscaldata.treasury.gov/datasets/monthly-statement-public-debt/summary-of-treasury-securities-outstanding>). This publication provides detailed information concerning the public debt.
- *Treasury Bulletin* (Available from GPO, Washington, D.C. 20401 on a subscription or single copy and on the internet at <https://www.fiscal.treasury.gov/reports-statements/treasury-bulletin/>). Quarterly, contains a mix of narrative, tables, and charts on Treasury issues, Federal financial operations, international statistics, and special reports.
- *Budget of the United States Government, Fiscal Year 20\_\_* (Available from GPO, Washington, D.C. 20401 on a subscription basis only and on the internet at <https://www.govinfo.gov/app/collection/budget>). This publication is a single volume which provides budget information and contains:
  - *Appendix, The Budget of the United States Government, FY 20*
  - *The United States Budget in Brief, FY 20*
  - *Analytical Perspectives*
  - *Historical Tables*
- *Combined Statement of Receipts, Outlays, and Balances of the United States Government* (Available from Bureau of the Fiscal Service, U.S. Department of Treasury, Washington, D.C. 20227 and on the internet at <https://www.fiscal.treasury.gov/reports-statements/combined-statement/>). This report includes budgetary results at the summary level and presents individual receipt and appropriation accounts at the detail level.

**Scheduled Release**

**Listed below are the scheduled release dates for the Monthly Treasury Statement. The Statement is released at 2:00 p.m.  
The following release dates are subject to change:**

<b><u>Accounting Month</u></b>	<b><u>Release Date</u></b>
December 2023	January 11, 2024
January 2024	February 12, 2024
February 2024	March 12, 2024
March 2024	April 10, 2024
April 2024	May 10, 2024
May 2024	June 12, 2024
June 2024	July 11, 2024
July 2024	August 12, 2024
August 2024	September 12, 2024
September 2024	(1)
October 2024	November 13, 2024
November 2024	December 11, 2024
December 2024	January 13, 2025

(1) Release date subject to completion of year-end reporting requirements.

Internet service subscribers can access the current issue of the Monthly Treasury Statement through the  
Bureau of the Fiscal Service's website:

<https://www.fiscal.treasury.gov/reports-statements/mts/>